



TEST REPORT: EPS-45S-3.3

45W Single Output Switching Power Supply

■ DESIGN VERIFY TEST

Output Function Test

Input Function Test

Protection Function Test

Component Stress Test

■ SAFETY & E.M.C. TEST

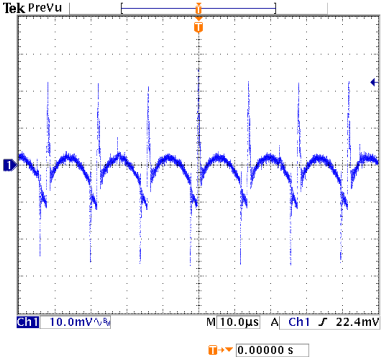
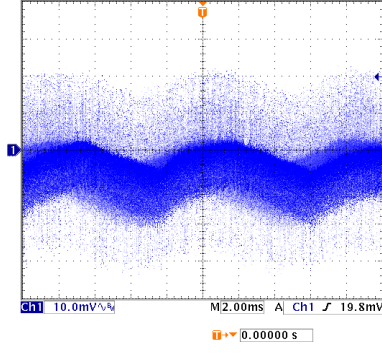
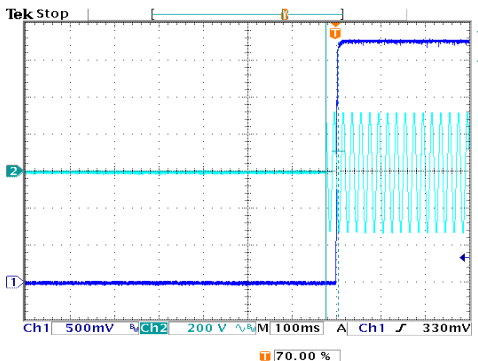
Safety Test

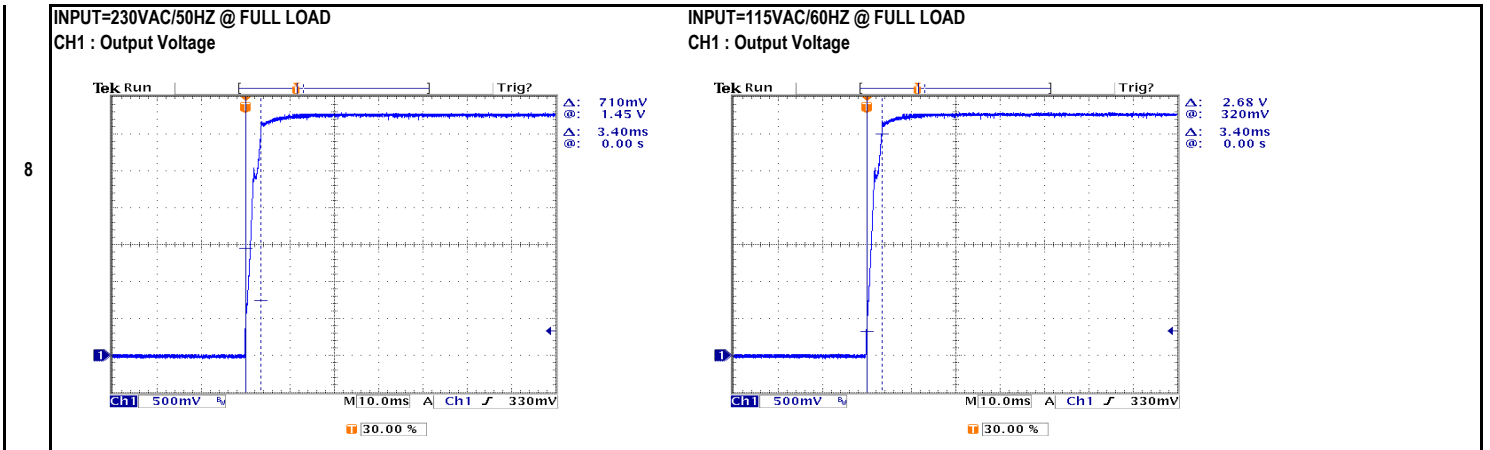
E.M.C. Test

■ RELIABILITY TEST

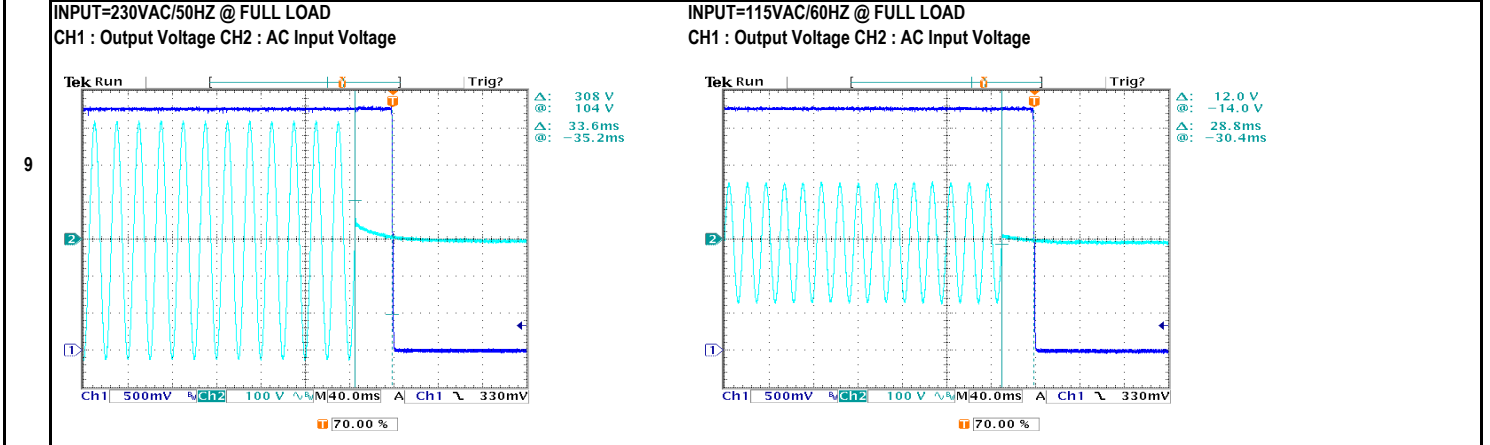
ENVIRONMENT TEST

DESIGN VERIFY TEST
OUTPUT FUNCTION

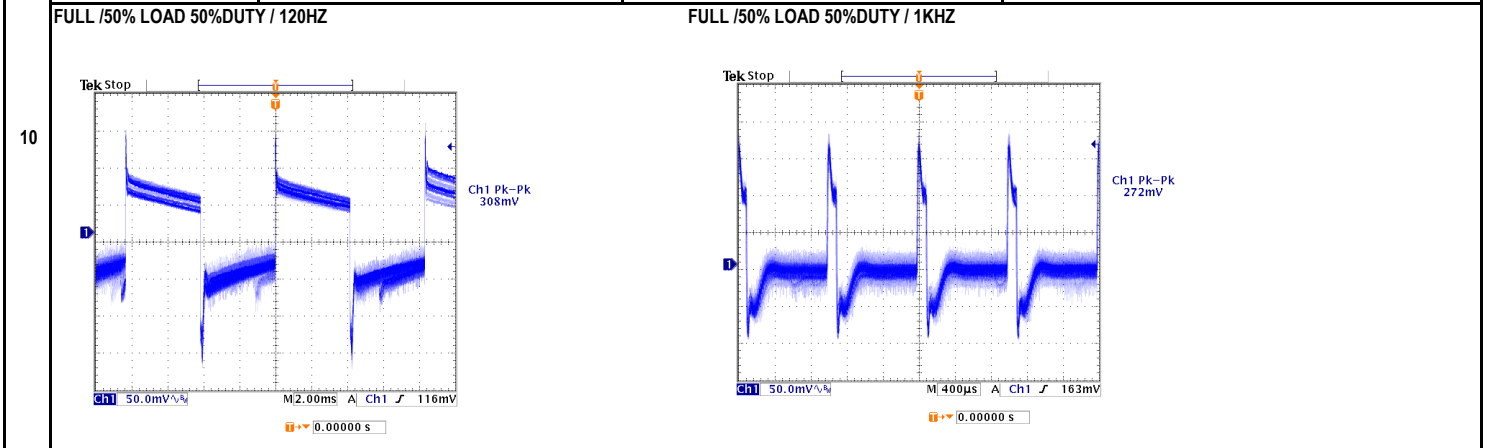
NO	TEST ITEM	SPECIFICATION	TEST CONDITION	RESULT
1	OUTPUT VOLTAGE ADJUST RANGE	CH1: 3.10V ~ 3.60V	I/P : 230VAC O/P: MIN LOAD TA: 25°C	CH1: 2.85V ~ 3.69V
2	OUTPUT VOLTAGE TOLERANCE (Max)	V1 : 2.0% ~ -2.0%	I/P : 115VAC / 264VAC O/P: FULL / MINLOAD TA= 25°C	V1: 0.54% ~ -0.54%
3	LINE REGULATION (MAX.)	V1 : 0.5% ~ -0.5%	I/P : 115VAC / 264VAC O/P: FULL LOAD TA: 25°C	V1: 0.00% ~ 0.00%
4	LOAD REGULATION (MAX.)	V1 : 2.0% ~ -2.0%	I/P : 230VAC O/P: MIN LOAD ~ FULL LOAD TA: 25°C	V1: 0.54% ~ -0.54%
5	OVER/UNDERSHOOT TEST	< ±15%	I/P : 230VAC O/P: FULL LOAD TA: 25°C	TEST< 1.330 %
	RIPPLE & NOISE(Max)	V1 : 80 mVp-p	I/P : 230VAC O/P: FULL LOAD TA: 25°C	V1 : 53.6 mVp-p
6	high frequency : 		low frequency : 	
7	SET UP TIME (MAX.) INPUT=230VAC/50HZ @ FULL LOAD CH1 : Output Voltage CH2 : AC Input Voltage 	230VAC : 500ms 115VAC : 500ms	I/P : 230VAC I/P : 115VAC	230VAC : 28ms 115VAC : 24ms
	RISE TIME (MAX.)	230VAC : 30ms 115VAC : 30ms	I/P : 230VAC I/P : 115VAC O/P: FULL LOAD TA: 25°C	230VAC : 3.4ms 115VAC : 3.4ms



HOLD UP TIME (TYP.)	230VAC : 30ms 115VAC : 12ms	I/P : 230VAC I/P : 115VAC O/P: FULL LOAD TA : 25°C	230VAC : 33.6ms 115VAC : 28.8ms
----------------------------	--------------------------------	---	------------------------------------



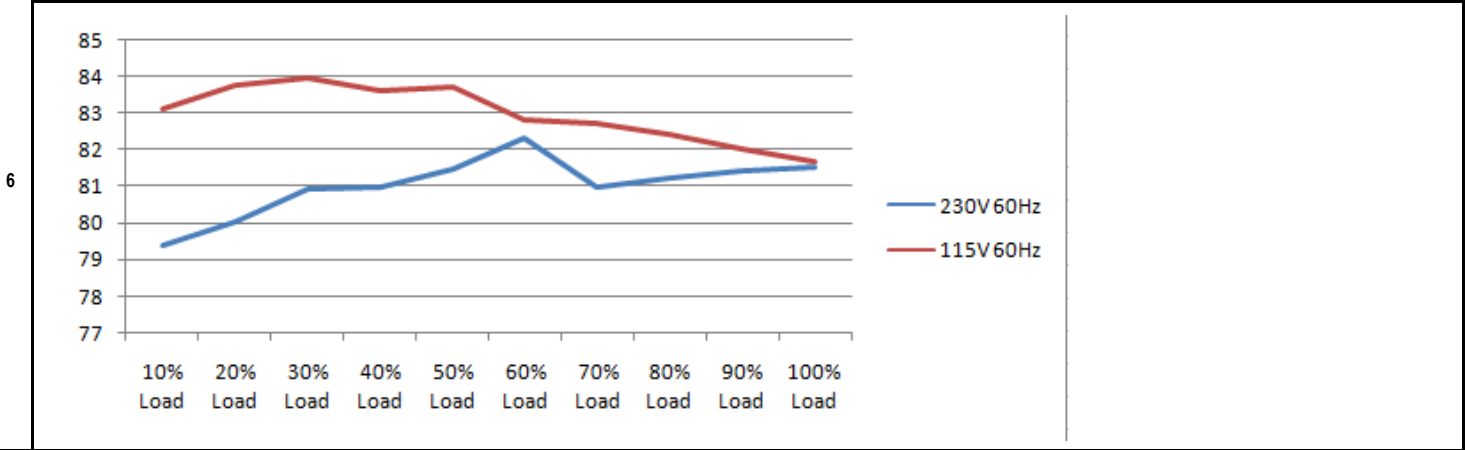
DYNAMIC LOAD	V1 : 990 mVp-p	I/P : 230VAC O/P: (1)Full/Min load 50%duty/120HZ (2)Full/Min load 50%duty/1KHZ TA : 25°C	V1: (1). 308.0mv (2). 272.0mv unit:mVp-p
---------------------	----------------	--	---





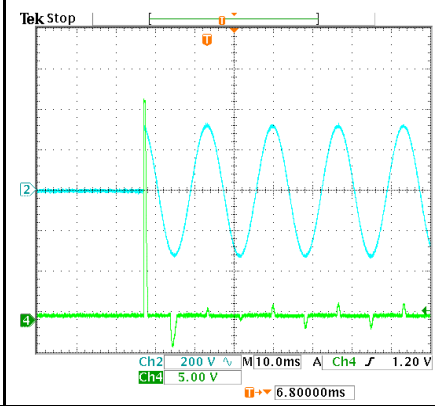
INPUT FUNCTION TEST

NO	TEST ITEM	SPECIFICATION	TEST CONDITION	RESULT
1	INPUT VOLTAGE RANGE	80VAC ~ 264VAC	I/P : TESTING O/P : FULL LOAD Ta : 25°C I/P : LOW-LINE = 77VAC HIGH-LINE = 300VAC O/P : FULL/MIN LOAD ON:30 Sec ; OFF:30 Sec 10MIN (POWER ON/OFF NO DAMAGE)	64.5VAC ~ 264VAC TEST : OK
2	INPUT FREQUENCY RANGE	47HZ ~ 63HZ NO DAMAGE	I/P : 115VAC ~ 264VAC O/P : FULL-MIN LOAD Ta : 25°C	TEST : OK
3	INPUT CURRENT (TYP.)	1 / 230VAC 1.2 / 115VAC	I/P : 230VAC I/P : 115VAC O/P: FULL LOAD TA : 25°C	I= 0.278 / 230VAC I= 0.472 / 115VAC
4	LEAKAGE CURRENT	< 0.25mA	I/P : 264VAC O/P: MIN LOAD TA : 25°C	L-FG: 0.088 mA N-FG: 0.084 mA
5	NO LOAD POWER CONSUMPTION	< 0.10W	I/P : 230VAC O/P: MIN LOAD TA : 25°C	< 0.0439 W
	EFFICIENCY (TYP.)	80.0%	I/P : 230VAC O/P: FULL LOAD TA : 25°C	81.57 %

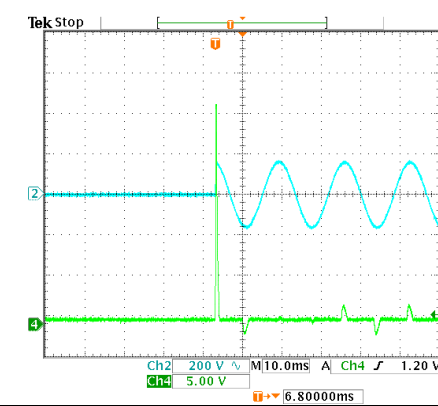


7	INRUSH CURRENT (TYP.)	60A / 230VAC 30A / 115VAC twidth= 0 us measured at 50% Ipeak COLD START	I/P : 230VAC I/P : 115VAC O/P: FULL LOAD TA : 25°C	I= 27.40A / 230VAC I= 27.20A / 115VAC
---	-----------------------	--	---	--

INPUT=230VAC/50HZ @ FULL LOAD
CH2 : Input current (1V=1A) CH4 : AC Input Voltage



INPUT=115VAC/50HZ @ FULL LOAD
CH2 : Input current (1V=1A) CH4 : AC Input Voltage





PROTECTION FUNCTION TEST

NO	TEST ITEM	SPECIFICATION	TEST CONDITION	RESULT
1	OVER LOAD PROTECTION	115% ~ 150%	I/P: 264VAC I/P: 230VAC I/P: 115VAC O/P: TESTING TA: 25°C	133.6% 264VAC 134.4% 230VAC 137.1% 115VAC Hiccup Mode
2	OVER VOLTAGE PROTECTION	3.80V ~ 5.00V	I/P: 264VAC I/P: 230VAC I/P: 80VAC O/P: MIN LOAD TA: 25°C	3.99V 264VAC 3.99V 230VAC 3.99V 80VAC Shut down Re- power ON
3	SHORT PROTECTION	SHORT EVERY OUTPUT 1 HOUR NO DAMAGE	I/P: 264VAC I/P: 80VAC O/P: FULL LOAD Ta: 25°C	NO DAMAGE Hiccup Mode

COMPONENT STRESS TEST

NO	TEST ITEM	SPECIFICATION	TEST CONDITION	RESULT
1	PWM Power Transistor	Q1 Rated : 600V 9.0A	I/P : 267VAC VDS : O/P : (1)Full Load Turn on (2) Output Short (3)Full load continue Ta : 25°C	VIN: 267VAC VDS: (1). 474.00V (2). 464.00V (3). 462.00V
2	Input Capacitor	C5 Rated : 100uf 400V	I/P : 267VAC O/P : (1)Full Load Turn on /Off (2)Min load Turn on /Off (3)Full Load /Min load Change Ta : 25°C	(1). 340.00V (2). 342.00V (3). 344.00V
3	Control IC	U1 Rated : 28.0V (max) -0.3V (min)	I/P : 267VAC O/P : (1)Full Load (2)Output Short (3)O.L.P (4)O.V.P (5)Low Line No Load Vo(min) Ta : 25°C	U1 (1). 23.50V (2). 15.50V (3). 24.40V (4). 17.20V (5). 14.90V
4	O/P Diode	D100 Rated : 45V 30.0A	I/P : 267VAC O/P : (1)Full Load Turn on (2) Output Short (3)Full load continue Ta : 25°C	(1). 37.20V (2). 36.20V (3). 32.60V
5	Clamp Diode	D5 Rated : 800V 2.0A	I/P : 267VAC O/P : (1)Full load continue Ta : 25°C	(1). 430.00V

SAFETY & E.M.C. TEST

SAFETY TEST

NO	TEST ITEM	SPECIFICATION	TEST CONDITION	RESULT
1	WITHSTAND VOLTAGE	I/P-O/P : 3.000KVAC /min	I/P-O/P: 3.300KVAC /min Ta : 25°C	I/P-O/P: 1.41mA NO DAMAGE
2	ISOLATION RESISTANCE	I/P-O/P : 500VDC>100MΩ	I/P-O/P: 500VDC Ta : 25°C/70%RH	I/P-O/P: 9999MΩ NO DAMAGE

E.M.C. TEST

NO	TEST ITEM	SPECIFICATION	TEST CONDITION	RESULT
1	HARMONIC	EN61000-3-2 CLASS A	I/P : 230VAC /50HZ O/P : FULL LOAD Ta : 25°C	PASS



2	CONDUCTION	EN55022 CLASS B	I/P : 230VAC /50HZ O/P : FULL LOAD / 50% LOAD Ta : 25°C	PASS Test by certified Lab
3	RADIATION	EN55022 CLASS B	I/P : 230VAC /50HZ O/P : FULL LOAD Ta : 25°C	PASS Test by certified Lab
4	E.S.D	EN61000-4-2 INDUSTRY AIR: 8KV / Contact: 4KV	I/P : 230VAC /50HZ O/P : FULL LOAD Ta : 25°C	CRITERIA A
5	E.F.T	EN61000-4-4 INDUSTRY INPUT: 2KV	I/P : 230VAC /50HZ O/P : FULL LOAD Ta : 25°C	CRITERIA A
6	SURGE	IEC61000-4-5 INDUSTRY L-N: 2KV;L/N-PE: 4KV	I/P : 230VAC /50HZ O/P : FULL LOAD Ta : 25°C	CRITERIA A

RELIABILITY TEST

NO	TEST ITEM	SPECIFICATION	TEST CONDITION	RESULT																																																												
1	TEMPERATURE RISE TEST	MODEL : EPS-45S-5 1. ROOM AMBIENT BURN-IN : 1.0hrs IP: 230VAC O/P: 100% LOAD TA= 31.3°C 2. HIGH AMBIENT BURN-IN : 1.0hrs IP: 230VAC O/P: 100% LOAD TA= 44.6°C	<table border="1"> <thead> <tr> <th>NO.</th> <th>Position</th> <th>ROOM AMBIENT 31.3°C</th> <th>HIGH AMBIENT Ta: 44.6°C</th> </tr> </thead> <tbody> <tr><td>1</td><td>LF1</td><td>49.0°C</td><td>61.6°C</td></tr> <tr><td>2</td><td>LF2</td><td>44.4°C</td><td>59.4°C</td></tr> <tr><td>3</td><td>BD1</td><td>70.3°C</td><td>85.1°C</td></tr> <tr><td>4</td><td>Q1</td><td>74.9°C</td><td>89.6°C</td></tr> <tr><td>5</td><td>C5</td><td>57.2°C</td><td>69.9°C</td></tr> <tr><td>6</td><td>C40</td><td>66.3°C</td><td>78.4°C</td></tr> <tr><td>7</td><td>T1</td><td>69.4°C</td><td>80.8°C</td></tr> <tr><td>8</td><td>D100</td><td>94.2°C</td><td>105.4°C</td></tr> <tr><td>9</td><td>D101</td><td>94.5°C</td><td>106.7°C</td></tr> <tr><td>10</td><td>C105</td><td>76.0°C</td><td>87.7°C</td></tr> <tr><td>11</td><td>C106</td><td>73.5°C</td><td>85.3°C</td></tr> <tr><td>12</td><td>C107</td><td>53.4°C</td><td>68.0°C</td></tr> <tr><td>13</td><td>L101</td><td>58.4°C</td><td>70.9°C</td></tr> <tr><td>14</td><td>U1</td><td>61.2°C</td><td>73.6°C</td></tr> </tbody> </table>	NO.	Position	ROOM AMBIENT 31.3°C	HIGH AMBIENT Ta: 44.6°C	1	LF1	49.0°C	61.6°C	2	LF2	44.4°C	59.4°C	3	BD1	70.3°C	85.1°C	4	Q1	74.9°C	89.6°C	5	C5	57.2°C	69.9°C	6	C40	66.3°C	78.4°C	7	T1	69.4°C	80.8°C	8	D100	94.2°C	105.4°C	9	D101	94.5°C	106.7°C	10	C105	76.0°C	87.7°C	11	C106	73.5°C	85.3°C	12	C107	53.4°C	68.0°C	13	L101	58.4°C	70.9°C	14	U1	61.2°C	73.6°C	
NO.	Position	ROOM AMBIENT 31.3°C	HIGH AMBIENT Ta: 44.6°C																																																													
1	LF1	49.0°C	61.6°C																																																													
2	LF2	44.4°C	59.4°C																																																													
3	BD1	70.3°C	85.1°C																																																													
4	Q1	74.9°C	89.6°C																																																													
5	C5	57.2°C	69.9°C																																																													
6	C40	66.3°C	78.4°C																																																													
7	T1	69.4°C	80.8°C																																																													
8	D100	94.2°C	105.4°C																																																													
9	D101	94.5°C	106.7°C																																																													
10	C105	76.0°C	87.7°C																																																													
11	C106	73.5°C	85.3°C																																																													
12	C107	53.4°C	68.0°C																																																													
13	L101	58.4°C	70.9°C																																																													
14	U1	61.2°C	73.6°C																																																													
2	OVER LOAD BURN-IN TEST	NO DAMAGE 1 HOUR (MIN)	I/P : 230VAC O/P : 130% LOAD Ta : 25°C	TEST : OK																																																												
3	LOW TEMPERATURE TURN ON TEST	NO DAMAGE 1 HOUR (MIN)	I/P : 264VAC / 115VAC O/P : FULL LOAD Ta : -30.0°C	TEST : OK																																																												
4	HIGH HUMIDITY HIGH TEMPERATURE HIGH VOLTAGE TEST	AFTER 12 HOURS IN CHAMBER ON CONTROL 50°C NO DAMAGE	I/P : 272VAC O/P : FULL LOAD Ta : 50°C HUMIDITY= 95.0% RH	TEST : OK																																																												
5	TEMPERATURE COEFFICIENT	±0.03% /°C(0~50°C)	I/P : 230VAC O/P : FULL LOAD	±0.0152% /°C(0~50°C)																																																												
6	STORAGE TEMPERATURE TEST	1. Thermal shock Temperature : -40°C ~ +85°C 2. Temperature change rate : 25°C / MIN 3. Dwell time low and high temperature : 30 MIN/EACH 4. Total test cycle : 5 CYCLE 5. Input/Output condition : STATIC		TEST : OK																																																												
7	THERMAL SHOCK TEST	1. Thermal shock Temperature : -35°C ~ +55°C 2. Temperature change rate : 25°C / MIN 3. Dwell time low and high temperature : 30 MIN/EACH 4. Total test cycle : 10 CYCLE 5. Input/Output condition : 230VAC Full Load AC ON/OFF test turn on 58sec ; turn off 2sec		TEST : OK																																																												



8	VIBRATION TEST	1 Carton & 1 Set (1) Waveform : Sine Wave (2) Frequency : 10~500Hz (4) Acceleration : 2G (5) Test Time : 60min in each axis (X.Y.Z) (6) Ta : 25°C	TEST : OK
9	CAPACITOR LIFE CYCLE	:SUPPOSE C105 IS THE MOST CRITICAL COMPONENT (1) I/P : 230VAC O/P : FULL LOAD Ta= 25.0°C LIFE TIME (2) I/P : 230VAC O/P : FULL LOAD Ta= 50.0°C LIFE TIME (3) I/P : 230VAC O/P : 75% LOAD Ta= 50.0°C LIFE TIME (4) I/P : 230VAC O/P : 50% LOAD Ta= 50.0°C LIFE TIME	(1). 158118 HRS (2). 19885 HRS (3). 56064 HRS (4). 158118 HRS
10	MTBF	3334.3K hrs min. Telcordia SR-332 (Bellcore) ; 706.6K hrs min. MIL-HDBK-217F (25°C)	
11	DMTBF /Accelerated Life test	Demonstration Mean Time Between Failure (Expected Life): Above 30000HRS @ TA 50°C	

TEST RESULT	TESTER	REVIEW	APPROVAL
PASS	FRANK	GESG	WANGDZ

2007/3/20 A50-S014