



TEST REPORT: MFM-05-5

5W High Reliable Green Medical On Board Type

■ DESIGN VERIFY TEST

Output Function Test

Input Function Test

Protection Function Test

Control Function Test

Component Stress Test

■ SAFETY & E.M.C. TEST

Safety Test

E.M.C. Test

■ RELIABILITY TEST

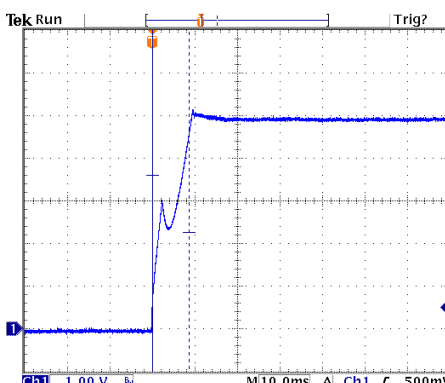
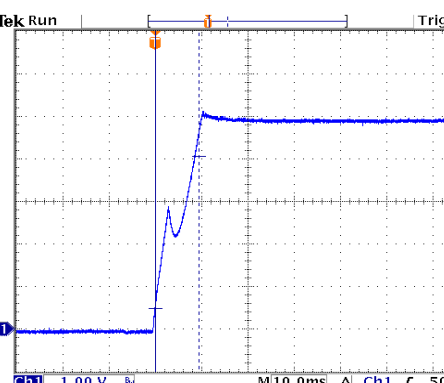
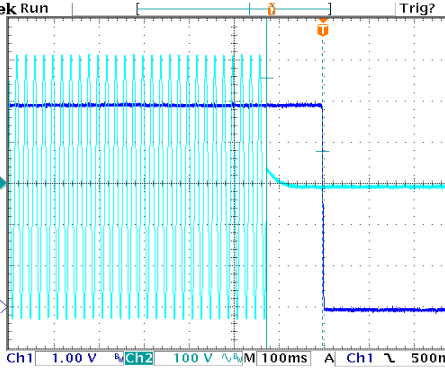
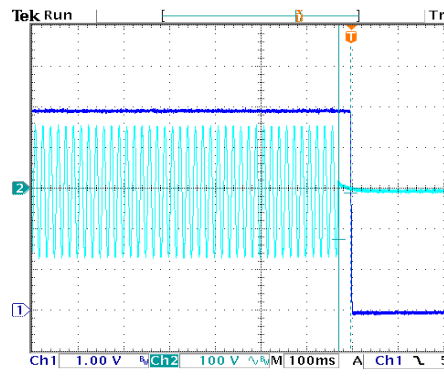
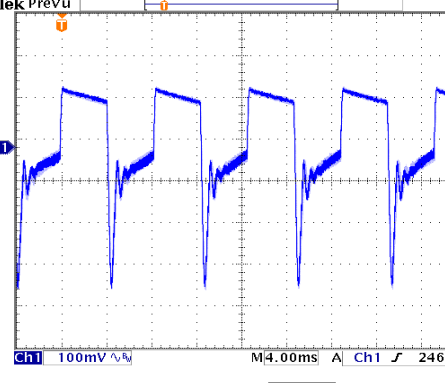
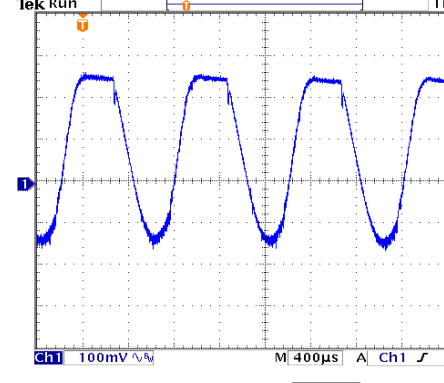
ENVIRONMENT TEST



DESIGN VERIFY TEST
OUTPUT FUNCTION

NO	TEST ITEM	SPECIFICATION	TEST CONDITION	RESULT	
1	OUTPUT VOLTAGE TOLERANCE (Max)	V1 : 2.5% ~ -2.5%	I/P : 100VAC / 264VAC O/P: FULL / MINLOAD TA= 25°C	V1: 0.20% ~ -0.12%	
2	LINE REGULATION (MAX.)	V1 : 0.3% ~ -0.3%	I/P : 100VAC / 264VAC O/P: FULL LOAD TA : 25°C	V1: 0.20% ~ 0.00%	
3	LOAD REGULATION(MAX.)	V1 : 0.5% ~ -0.5%	I/P : 230VAC O/P: MIN LOAD ~ FULL LOAD TA : 25°C	V1: 0.20% ~ -0.12%	
4	OVER/UNDERSHOOT TEST	< ±10%	I/P : 230VAC O/P: FULL LOAD TA : 25°C	TEST< 3.7 %	
5	RIPPLE & NOISE(Max)	V1 : 100 mVp-p	I/P : 230VAC	V1 : 30.2 mVp-p	
			O/P: FULL LOAD		
		high frequency:	low frequency:		
6	SET UP TIME (MAX.)	230VAC : 1000ms 115VAC : 1000ms	I/P : 230VAC I/P : 115VAC O/P: FULL LOAD TA : 25°C	230VAC : 416ms 115VAC : 396ms	
		INPUT=230VAC/50HZ @ FULL LOAD CH1 : Output Voltage CH2 : AC Input Voltage	INPUT=115VAC/60HZ @ FULL LOAD CH1 : Output Voltage CH2 : AC Input Voltage		



RISE TIME (MAX.)	230VAC : 30ms 115VAC : 30ms	I/P : 230VAC I/P : 115VAC O/P: FULL LOAD TA : 25°C	230VAC : 8.6ms 115VAC : 9.4ms
7	INPUT=230VAC/50HZ @ FULL LOAD CH1 : Output Voltage 		INPUT=115VAC/60HZ @ FULL LOAD CH1 : Output Voltage 
8	HOLD UP TIME (TYP.) 230VAC : 40ms 115VAC : 12ms	I/P : 230VAC I/P : 115VAC O/P: FULL LOAD TA : 25°C	230VAC : 124.0ms 115VAC : 26.0ms
9	INPUT=230VAC/50HZ @ FULL LOAD CH1 : Output Voltage CH2 : AC Input Voltage 		INPUT=115VAC/60HZ @ FULL LOAD CH1 : Output Voltage CH2 : AC Input Voltage 
DYNAMIC LOAD	V1 : 1000 mVp-p	I/P : 230VAC O/P: (1)Full/Min load 50%duty/120HZ (2)Full/Min load 50%duty/1KHZ TA : 25°C	(1). (2). unit:mVp-p V1: 484mv 428mv
9	FULL /MIN LOAD 50%DUTY / 120HZ 		FULL /MIN% LOAD 50%DUTY / 1KHZ 

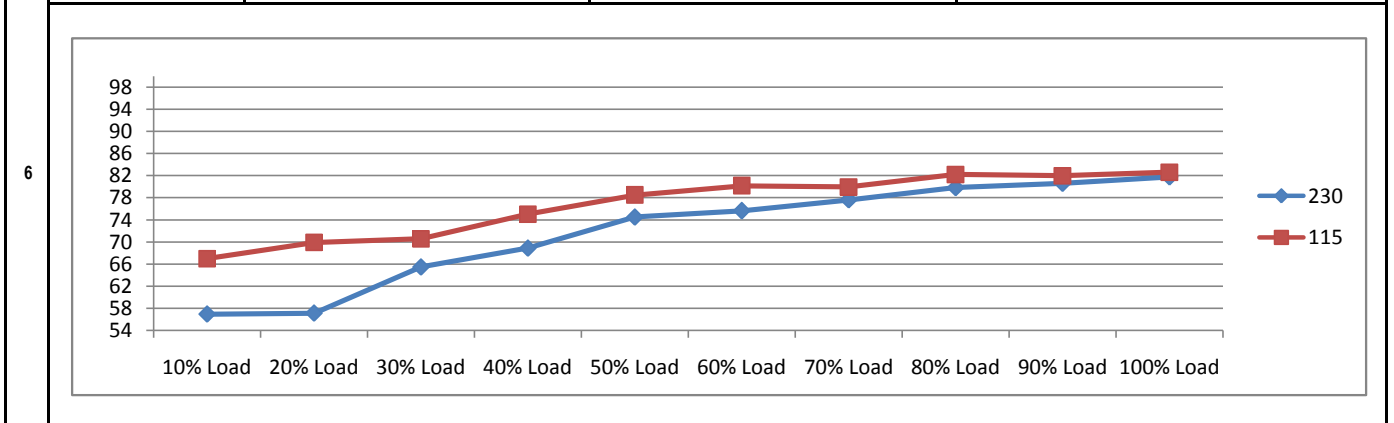
14 Jun 2017 11:29:05

14 Jun 2017 11:26:07



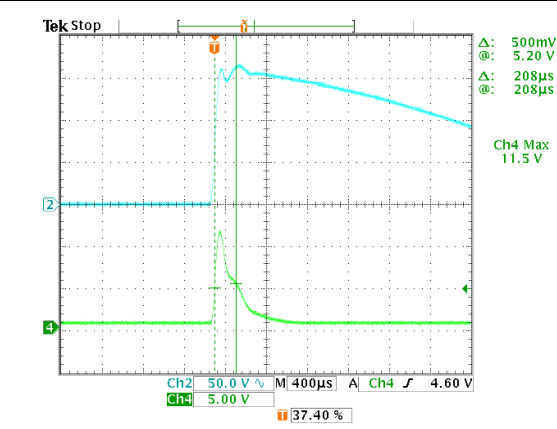
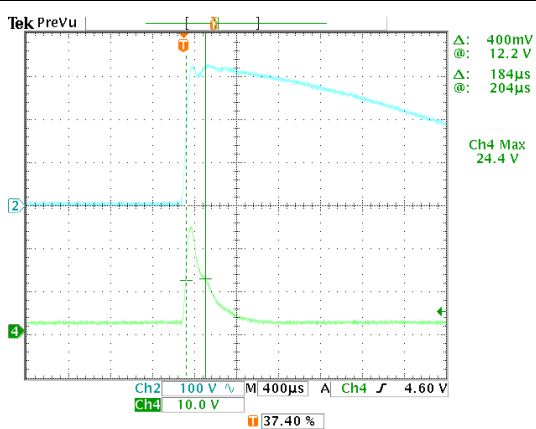
INPUT FUNCTION TEST

NO	TEST ITEM	SPECIFICATION	TEST CONDITION	RESULT
1	INPUT VOLTAGE RANGE	80VAC ~ 264VAC	I/P : TESTING O/P : FULL LOAD Ta : 25°C	50.0VAC ~ 264VAC
			I/P : LOW-LINE = 97VAC HIGH-LINE = 300VAC O/P : FULL/MIN LOAD ON:30 Sec ; OFF:30 Sec 10MIN (POWER ON/OFF NO DAMAGE)	TEST : OK
2	INPUT FREQUENCY RANGE	47HZ ~ 440HZ NO DAMAGE	I/P : 100VAC ~ 264VAC O/P : FULL-MIN LOAD Ta : 25°C	TEST : OK
3	INPUT CURRENT (TYP.)	0.1A / 230VAC 0.2A / 115VAC	I/P : 230VAC I/P : 115VAC O/P : FULL LOAD TA : 25°C	I= 0.05A / 230VAC I= 0.082A / 115VAC
4	LEAKAGE CURRENT	< 0.08mA	I/P : 264VAC O/P : MIN LOAD TA : 25°C	0.028 mA
5	NO LOAD POWER CONSUMPTION	< 0.075W	I/P : 230VAC O/P : MIN LOAD TA : 25°C	0.0633 W
	EFFICIENCY (TYP.)	80.0%	I/P : 230VAC O/P : FULL LOAD TA : 25°C	81.8 %



7	INRUSH CURRENT (TYP.)	45A / 230VAC 25A / 115VAC twidth= 555 us measured at 50% Ipeak COLD START	I/P : 230VAC I/P : 115VAC O/P : FULL LOAD TA : 25°C	I= 24.4A / 230VAC I= 11.5A / 115VAC T50= 204.0us / 230VAC
		INPUT=230VAC/50HZ @ FULL LOAD	INPUT=115VAC/50HZ @ FULL LOAD	

CH2 : AC Input Voltage CH4 : Input current (1V=1A) CH2 : AC Input Voltage CH4 : Input current (1V=1A)





PROTECTION FUNCTION TEST

NO	TEST ITEM	SPECIFICATION	TEST CONDITION	RESULT
1	OVER LOAD PROTECTION	110% ~ 180%	I/P: 264VAC I/P: 230VAC I/P: 100VAC O/P: TESTING TA: 25°C	144.50% 264VAC 142.00% 230VAC 140.60% 100VAC Hiccup Mode
2	OVER VOLTAGE PROTECTION	5.80V ~ 6.80V	TA: 25°C	6.30V Shut off o/p voltage,damping by zener diode
3	OVER TEMPERATURE PROTECTION	Shut down Re- power ON	I/P: 264VAC I/P: 80VAC O/P: FULL LOAD	O.T.P. Active OK Shut down Re- power ON
4	SHORT PROTECTION	SHORT EVERY OUTPUT 1 HOUR NO DAMAGE	I/P: 264VAC I/P: 80VAC O/P: FULL LOAD Ta: 25°C	NO DAMAGE OK Hiccup Mode

COMPONENT STRESS TEST

NO	TEST ITEM	SPECIFICATION	TEST CONDITION	RESULT
1	PWM Power Transistor	U1 Rated : 800V 2.0A	I/P : 267VAC VDS : O/P : (1)Full Load Turn on (2) Output Short (3)Full load continue Ta : 25°C	VIN: 267VAC VDS: (1). 492.00V (2). 450.00V (3). 490.00V
2	O/P Diode	D100 Rated : 45V 10.0A	I/P : 267VAC VDS : O/P : (1)Full Load Turn on (2) Output Short (3)Full load continue	D100 VDS : (1). 38.80V (2). 42.00V (3). 37.20V
3	Input Capacitor	C5 Rated : 10uf 400V	I/P : 267VAC O/P : (1)Full Load Turn on /Off (2)Min load Turn on /Off (3)Full Load /Min load Change (4)Full Load Continue Ta : 25°C	(1). 390.00V (2). 388.00V (3). 390.00V (4). 388.00V
4	Control IC	U1 Rated : 27V (max) -0.3V (min)	I/P : 267VAC O/P : (1)Full Load (2)Output Short (3)O.L.P (4)Low Line No Load Vo(min) Ta : 25°C	U1 (1). 19.40V (2). 19.20V (3). 18.80V (4). 19.00V
5	Clamp Diode	D2 Rated : 1000V 1.0A	I/P : 267VAC O/P : (1)Dynamic Load Full/Min Load (2)Full load continue Ta : 25°C	(1). 466.00V (2). 468.00V

SAFETY & E.M.C. TEST

SAFETY TEST

NO	TEST ITEM	SPECIFICATION	TEST CONDITION	RESULT
1	WITHSTAND VOLTAGE	I/P-O/P : 4.000KVAC /min	I/P-O/P: 4.250KVAC /min Ta : 25°C	I/P-O/P: 0.59mA NO DAMAGE
2	ISOLATION RESISTANCE	I/P-O/P : 500VDC>100MΩ	I/P-O/P: 500VDC Ta : 25°C/70%RH	I/P-O/P: 9999MΩ NO DAMAGE



E.M.C. TEST

NO	TEST ITEM	SPECIFICATION	TEST CONDITION	RESULT
1	HARMONIC	EN61000-3-2 CLASS A	I/P : 230VAC /50HZ O/P : FULL LOAD Ta : 25°C	PASS
2	CONDUCTION	EN55011 CLASS B	I/P : 230VAC /50HZ O/P : FULL LOAD / 50% LOAD Ta : 25°C	PASS Test by certified Lab
3	RADIATION	EN55015 CLASS B	I/P : 230VAC /50HZ O/P : FULL LOAD Ta : 25°C	PASS Test by certified Lab
4	E.S.D	EN61000-4-2 AIR: 15KV / Contact: 8KV	I/P : 230VAC /50HZ O/P : FULL LOAD Ta : 25°C	CRITERIA A
5	E.F.T	EN61000-4-4 INPUT: 2KV	I/P : 230VAC /50HZ O/P : FULL LOAD Ta : 25°C	CRITERIA A
6	SURGE	IEC61000-4-5 L-N:1KV	I/P : 230VAC /50HZ O/P : FULL LOAD Ta : 25°C	CRITERIA A

RELIABILITY TEST

NO	TEST ITEM	SPECIFICATION	TEST CONDITION	RESULT																																																
1	TEMPERATURE RISE TEST	MODEL : MFM-05-5 1. ROOM AMBIENT BURN-IN : 1.0hrs IP: 230VAC O/P: 100% LOAD TA= 20.7°C 2. HIGH AMBIENT BURN-IN : 1.0hrs IP: 230VAC O/P: 100% LOAD TA= 60.0°C	<table border="1"> <thead> <tr> <th>NO.</th> <th>Positio</th> <th>ROOM AMBIENT 20.7°C</th> <th>HIGH AMBIENT Ta: 60.0°C</th> </tr> </thead> <tbody> <tr><td>1</td><td>C4</td><td>38.8°C</td><td>77.1°C</td></tr> <tr><td>2</td><td>C5</td><td>41.2°C</td><td>79.7°C</td></tr> <tr><td>3</td><td>C37</td><td>39.3°C</td><td>77.3°C</td></tr> <tr><td>4</td><td>R1</td><td>39.0°C</td><td>77.0°C</td></tr> <tr><td>5</td><td>U1</td><td>57.6°C</td><td>94.7°C</td></tr> <tr><td>6</td><td>T1</td><td>45.2°C</td><td>82.9°C</td></tr> <tr><td>7</td><td>C101</td><td>39.7°C</td><td>76.0°C</td></tr> <tr><td>8</td><td>D100</td><td>54.9°C</td><td>85.3°C</td></tr> <tr><td>9</td><td>BD1</td><td>35.9°C</td><td>74.7°C</td></tr> <tr><td>10</td><td>D2</td><td>49.7°C</td><td>90.0°C</td></tr> <tr><td>60</td><td>TA</td><td>20.7°C</td><td>60.0°C</td></tr> </tbody> </table>	NO.	Positio	ROOM AMBIENT 20.7°C	HIGH AMBIENT Ta: 60.0°C	1	C4	38.8°C	77.1°C	2	C5	41.2°C	79.7°C	3	C37	39.3°C	77.3°C	4	R1	39.0°C	77.0°C	5	U1	57.6°C	94.7°C	6	T1	45.2°C	82.9°C	7	C101	39.7°C	76.0°C	8	D100	54.9°C	85.3°C	9	BD1	35.9°C	74.7°C	10	D2	49.7°C	90.0°C	60	TA	20.7°C	60.0°C	
NO.	Positio	ROOM AMBIENT 20.7°C	HIGH AMBIENT Ta: 60.0°C																																																	
1	C4	38.8°C	77.1°C																																																	
2	C5	41.2°C	79.7°C																																																	
3	C37	39.3°C	77.3°C																																																	
4	R1	39.0°C	77.0°C																																																	
5	U1	57.6°C	94.7°C																																																	
6	T1	45.2°C	82.9°C																																																	
7	C101	39.7°C	76.0°C																																																	
8	D100	54.9°C	85.3°C																																																	
9	BD1	35.9°C	74.7°C																																																	
10	D2	49.7°C	90.0°C																																																	
60	TA	20.7°C	60.0°C																																																	
2	OVER LOAD BURN-IN TEST	NO DAMAGE 1 HOUR (MIN)	I/P : 230VAC O/P : 130.0% LOAD Ta : 25°C	TEST : OK																																																
3	LOW TEMPERATURE TURN ON TEST	NO DAMAGE 1 HOUR (MIN)	I/P : 264VAC / 100VAC O/P : FULL LOAD Ta : -45.0°C	TEST : OK																																																
4	HIGH HUMIDITY HIGH TEMPERATURE HIGH VOLTAGE TEST	AFTER 12 HOURS IN CHAMBER ON CONTROL 60°C NO DAMAGE	I/P : 272VAC O/P : FULL LOAD Ta : 60°C HUMIDITY= 95.0% RH	TEST : OK																																																
5	TEMPERATURE COEFFICIENT	±0.03% /°C(0~60°C)	I/P : 230VAC O/P : FULL LOAD	±0.00% /°C(0~60°C)																																																
6	STORAGE TEMPERATURE TEST	1. Thermal shock Temperature : -45°C ~ +90°C 2. Temperature change rate : 25°C / MIN 3. Dwell time low and high temperature : 30 MIN/EACH 4. Total test cycle : 10 CYCLE 5. Input/Output condition : STATIC		TEST : OK																																																
7	THERMAL SHOCK TEST	1. Thermal shock Temperature : -45°C ~ +65°C 2. Temperature change rate : 25°C / MIN 3. Dwell time low and high temperature : 30 MIN/EACH 4. Total test cycle : 16 CYCLE 5. Input/Output condition : 230VAC Full Load AC ON/OFF test turn on 3sec ; turn off 1sec @ 15CYCLE 230VAC Full Load AC ON turn on continue @ 1CYCLE		TEST : OK																																																



8	VIBRATION TEST	1 Carton & 1 Set (1) Waveform : Sine Wave (2) Frequency : 10~500Hz (4) Acceleration : 5G (5) Test Time : 60min in each axis (X.Y.Z) (6) Ta : 25°C	TEST : OK
9	CAPACITOR LIFE CYCLE	:SUPPOSE C105 IS THE MOST CRITICAL COMPONENT (1) I/P : 230VAC O/P : FULL LOAD Ta= 25°C LIFE TIME (2) I/P : 230VAC O/P : FULL LOAD Ta= 60°C LIFE TIME (3) I/P : 230VAC O/P : 75% LOAD Ta= 60°C LIFE TIME (4) I/P : 230VAC O/P : 50% LOAD Ta= 60°C LIFE TIME	(1). 811556.9 HRS (2). 88266.7 HRS (3). 131364.5 HRS (4). 180929.3 HRS
10	MTBF	Conducted by Parts Stress Analysis Prediction 9337.3K hrs min. Telcordia SR-332 (Bellcore) ; 1799.5K hrs min. MIL-HDBK-217F (25°C)	
11	DMTBF /Accelerated Life test	Demonstration Mean Time Between Failure (Expected Life): 30000HRS @ TA 60°C	

TEST RESULT	TESTER	REVIEW	APPROVAL
PASS	LIUTT		WANGDZ