



# Test Report: NTS-400P-124

---

400W High Reliable Built-in Type True Sine Wave DC-AC Power Inverter

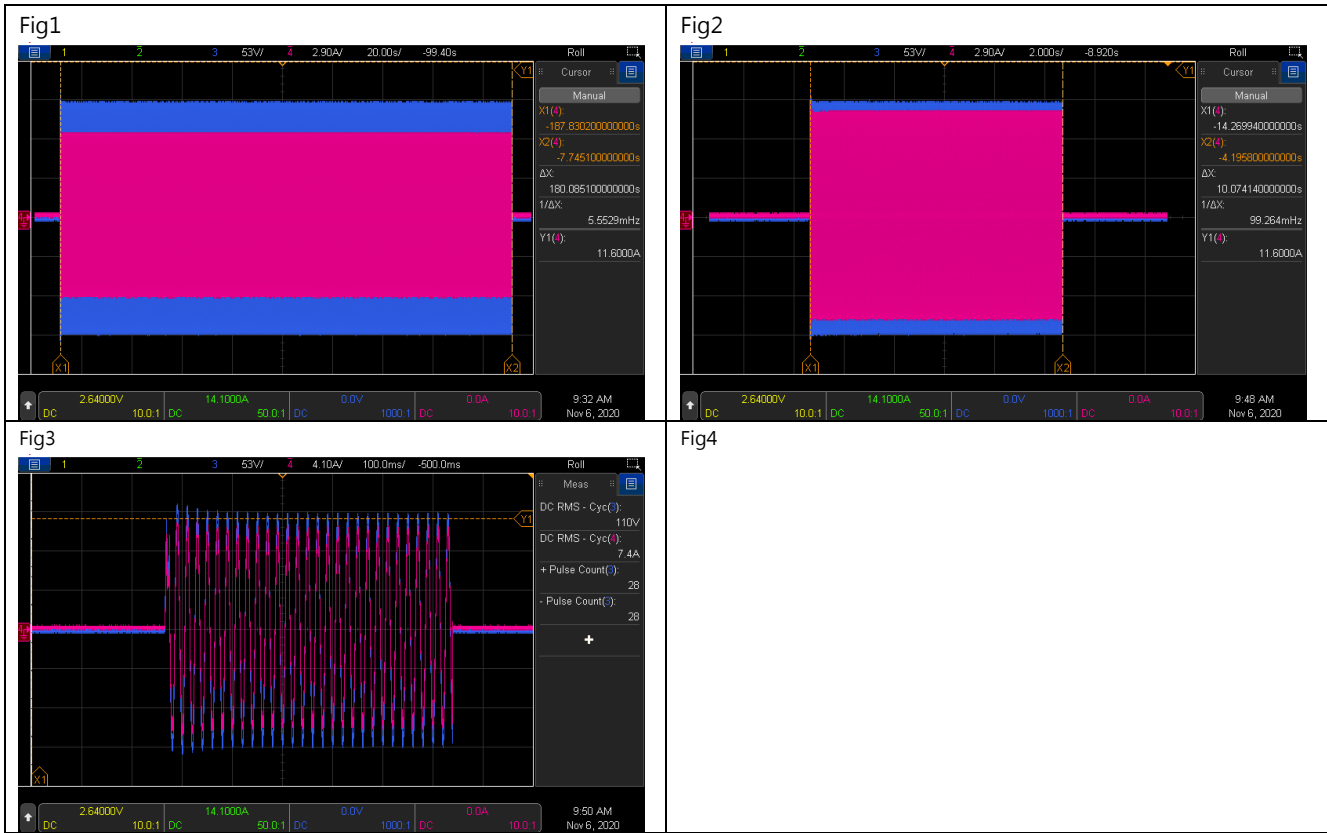
- **DESIGN VERIFY TEST**
  - Output Function Test
  - Input Function Test
  - Protection Function Test
  - Control Function Test
  - APPLICATION Test
  - Component Stress Test
- **SAFETY & E.M.C. TEST**
  - Safety Test
  - E.M.C. Test
- **RELIABILITY TEST**
  - ENVIRONMENT TEST

DESIGN VERIFY TEST

OUTPUT FUNCTION TEST

NO	TEST ITEM	SPECIFICATION	TEST CONDITION	RESULT
1	RATED POWER	400W	IP: 24VDC Ta:25°C	408.99 W
2	MAXIMUM OUTPUT POWER (TYP)	(1)460W/180sec (2)600w/10sec (3)SURGE POWER 800W FOR 30CYCLE Vin (30±5 CYCLE)	IP: 25VDC OP:TESTING LOAD Ta:25°C	(1) 109.2 V/ 4.19A/ 180.096 Sec (2) 108.8 V/ 5.47 A/ 10.071 Sec (3) 109.6 V/ 7.289 A/ 33 Cycle

CH3:O/P VAC CH4:O/P IAC



3	AC Voltage	100 / 110 / 115 / 120Vac selectable by DIP S.W	IP: 24VDC OP: FULL LOAD Ta:25°C	DIP S.W 100VAC: 99.1 V DIP S.W 110VAC: 109.2 V DIP S.W 115VAC: 113.5 V DIP S.W 120VAC: 119.3 V
4	FREQUENCY	50/60Hz (±0.1HZ) selectable by DIP S.W	IP: 24VDC OP: FULL LOAD Ta:25°C	DIP S.W 50HZ: 50.041 HZ DIP S.W 60HZ: 59.958 HZ
5	WAVEFORM	True sine wave (THD<3%)	IP: 25VDC OP: FULL LOAD (1) Vo(min) (2) Vo(nor) (3) Vo(max) Ta:25°C	(1) 1.35 % / Vo(min) /FULL LOAD (2) 1.26% / Vo(nor) /FULL LOAD (3) 1.16 % / Vo(max) /FULL LOAD

CH3:O/P VAC CH4:O/P IAC

Fig1

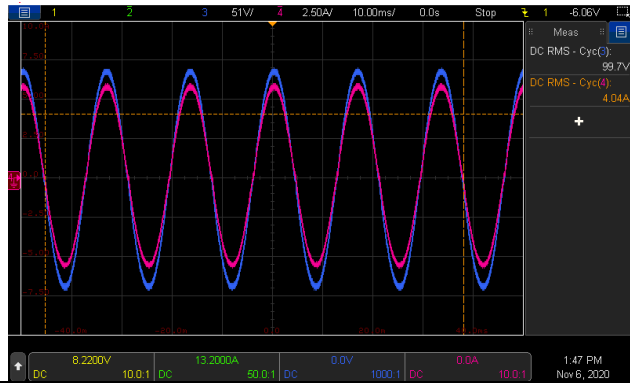


Fig2

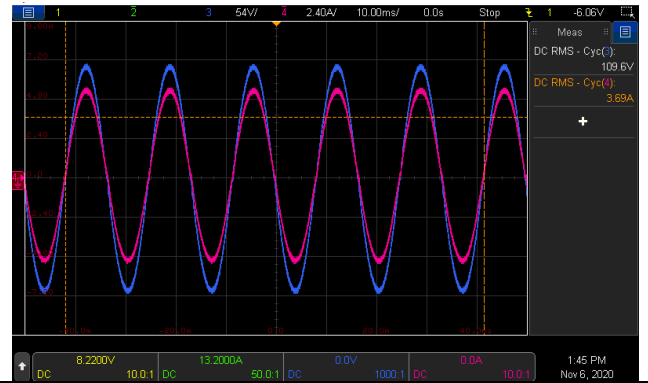
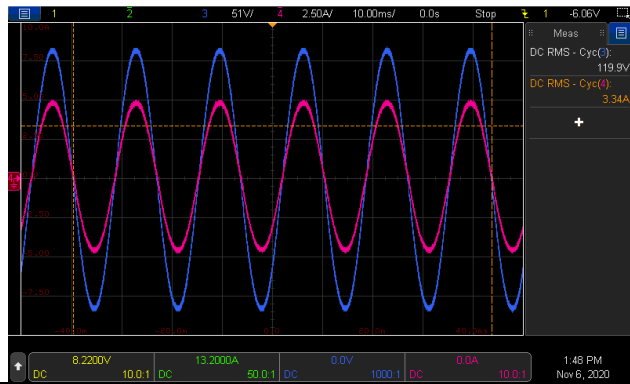


Fig3



6	AC REGULATION	±3%	IP: 25VDC OP: FULL LOAD/NO LOAD Ta:25°C	<u>0.73</u> %
7	Overshoot /Undershoot	<±10%	IP: 24VDC OP: (1) full load turn on (2) no load turn on (3) full /no load change Ta:25°C	(1) <u>-2.64</u> % (2) <u>0.46</u> % (3) <u>1.55</u> %
8	O/P voltage DC offset	Vin(nor)= <u>24</u> v · Vo<200mV · no load : <u>67.3 mv</u> / full load: <u>87mv</u>		

9	LED STATUS	<ul style="list-style-type: none"> <li> <b>Statas test</b> <table border="1"> <thead> <tr> <th>LED</th> <th>Statas</th> <th>RESULT</th> </tr> </thead> <tbody> <tr> <td>Green</td> <td> Inverter OK</td> <td>OK</td> </tr> <tr> <td>Orange</td> <td> Remote off  Saving mode</td> <td>OK</td> </tr> <tr> <td>Red</td> <td> Abnormal Status (See SPEC)</td> <td>OK</td> </tr> </tbody> </table> </li> <li> <b>Battery test</b> <table border="1"> <thead> <tr> <th>LED</th> <th>Battery RANGE</th> <th>RESULT</th> </tr> </thead> <tbody> <tr> <td> Green</td> <td>25~31VDC±0.5v</td> <td>24.80~30.94vdc</td> </tr> <tr> <td> Orange</td> <td>22~25VDC ±0.5v</td> <td>21.88~ 24.79 vdc</td> </tr> <tr> <td> Red</td> <td>&lt;22 Vdc ±0.5v &gt;31 Vdc ±0.5v</td> <td>&lt; 21.87 vdc &gt;30.95 Vdc</td> </tr> </tbody> </table> </li> <li> <b>Load test</b> <table border="1"> <thead> <tr> <th>LED</th> <th>LOAD RANGE</th> <th>RESULT</th> </tr> </thead> <tbody> <tr> <td> Green</td> <td>Min. load ~ 40%±5% LOAD</td> <td>Min. load ~42.75 %</td> </tr> <tr> <td> Orange</td> <td>40%±5% ~ 80%±5% LOAD</td> <td>43%~81.75 %</td> </tr> <tr> <td> Red</td> <td>≥ 80%±5% LOAD</td> <td>≥ 82 %</td> </tr> </tbody> </table> </li> </ul>	LED	Statas	RESULT	Green	Inverter OK	OK	Orange	Remote off Saving mode	OK	Red	Abnormal Status (See SPEC)	OK	LED	Battery RANGE	RESULT	Green	25~31VDC±0.5v	24.80~30.94vdc	Orange	22~25VDC ±0.5v	21.88~ 24.79 vdc	Red	<22 Vdc ±0.5v >31 Vdc ±0.5v	< 21.87 vdc >30.95 Vdc	LED	LOAD RANGE	RESULT	Green	Min. load ~ 40%±5% LOAD	Min. load ~42.75 %	Orange	40%±5% ~ 80%±5% LOAD	43%~81.75 %	Red	≥ 80%±5% LOAD	≥ 82 %
		LED	Statas	RESULT																																		
		Green	Inverter OK	OK																																		
		Orange	Remote off Saving mode	OK																																		
		Red	Abnormal Status (See SPEC)	OK																																		
		LED	Battery RANGE	RESULT																																		
		Green	25~31VDC±0.5v	24.80~30.94vdc																																		
		Orange	22~25VDC ±0.5v	21.88~ 24.79 vdc																																		
		Red	<22 Vdc ±0.5v >31 Vdc ±0.5v	< 21.87 vdc >30.95 Vdc																																		
		LED	LOAD RANGE	RESULT																																		
Green	Min. load ~ 40%±5% LOAD	Min. load ~42.75 %																																				
Orange	40%±5% ~ 80%±5% LOAD	43%~81.75 %																																				
Red	≥ 80%±5% LOAD	≥ 82 %																																				

**INPUT FUNCTION TEST**

NO	TEST ITEM	SPECIFICATION	TEST CONDITION	RESULT
1	VOLTAGE RANGE (TYP)	20VDC~33VDC	IP: TESTING OP:NO LOAD/FULL LOAD Ta:25°C  I/P: LOW-LINE=21V HIGH-LINE=32.5V O/P:FULL/MIN LOAD (PLEASE CHECK DERATING CURVE) ON:30Sec OFF:30Sec 10MIN (POWER ON/OFF NO DAMAGE) 加測: I/P: 24V O/P:FULL LOAD ON:30ec OFF:30ec 12Hr (POWER ON/OFF NO DAMAGE)	<u>19.99 VDC~ 32.89 VDC/NO LOAD</u> <u>20.06 VDC~ 32.87VDC/FULL LOAD</u>  Test: <u>OK</u>

2	DC CURRENT (TYP)	20A	IP: 24VDC OP:FULL LOAD Ta:25°C	<u>18.2</u> A
3	NO LOAD DISSIPATION (Typ.)	≤ 1.3W @ Saving Mode ≤10W@NON-Saving Mode	IP: 24VDC OP:NO LOAD Ta:25°C	<u>1.09</u> W@standby saving mode <u>6.58</u> W@Non-Saving mode
4	SAVING MODE TO NORMAL	Po≥25W	IP: 24VDC OP: TESTING LOAD Ta:25°C	≥ <u>22.68</u> W
5	NORMAL TO SAVING MODE	Po≤ 10W	IP: 24VDC OP: TESTING LOAD Ta:25°C	≤ <u>17.11</u> W
6	OFF MODE CURRENT DRAW (Typ.)	≤ 1mA	IP: 24VDC OP: Sw off Ta:25°C	0mA
7	EFFICIENCY(TYP)	400W/91%	IP: 25VDC OP: Po=400W 110V/60HZ (factory setting) Ta:25°C	91.94 %

**PROTECTION TEST**

NO	TEST ITEM	SPECIFICATION	TEST CONDITION	RESULT
1	BAT LOW ALARM	22V±0.5VDC	IP: TESTING OP:FULL LOAD SW:ON Ta:25°C	<u>21.95</u> V
2	BAT LOW SHUT DOWN	20V±0.5VDC	IP: TESTING OP: FULL LOAD SW:ON Ta:25°C	<u>20.05</u> V
3	BAT LOW RESTART	25V±0.5VDC	IP: TESTING OP: FULL LOAD SW:ON Ta:25°C	<u>24.95</u> V
4	BAT HIGH ALARM	31V±0.5VDC	IP: TESTING OP:FULL LOAD SW:ON Ta:25°C	<u>30.93</u> V
5	BAT HIGH SHUT DOWN	33V±0.5VDC	IP: TESTING OP: FULL LOAD SW:ON Ta:25°C	<u>33.04</u> V
6	BAT HIGH RESTART	30V±0.5VDC	IP: TESTING OP: FULL LOAD SW:ON Ta:25°C	<u>29.98</u> V

7	OVER TEMPERATURE	Shut down o/p voltage: re-power on	IP: HI LINE/LOW-LINE OP: FULL LOAD SW:ON Ta:25°C	Shut down o/p voltage, re-power on to recover LED DISPLAY: <u>OK</u>
8	OUTPUT SHORT	Shut down o/p voltage: re-power on	IP: 24VDC O/P: FULL LOAD SW:ON Ta:25°C	Shut down o/p voltage, re-power on to recover LED DISPLAY: <u>OK</u> (1).TEST: <u>OK</u>
9	OVER LOAD (typ.)	105%~115%LOAD 180sec 115%~150%LOAD 10 sec Shut down o/p voltage, re-power on to recover	IP: 24VDC OP: TESTING SW:ON Ta:25°C	(1). <u>106.25%~114.5 %</u> <u>180.09 sec</u> (2). <u>114.75%~147.75 %</u> <u>10.06 sec</u> Shut down o/p voltage, re-power on to recover

**CONTROL FUNCTION TEST**

NO	TEST ITEM	SPECIFICATION	TEST CONDITION	RESULT
1	REMOTE CONTROL	Power ON-OFF remote control by front panel dry contact connector (by RELAY) Open : Normal work Short : Remote off	IP: 24VDC OP: FULL LOAD Ta:25°C	Open : Normal work Short : Remote off TEST: <u>OK</u>

**APPLICATION TEST**

NO	TEST ITEM	SPECIFICATION	TEST CONDITION	RESULT
1	LAMP	LAMP: <u>241 W</u> · turn on <u>OK</u> LAMP: <u>400 W</u> · turn on <u>OK</u> LAMP: <u>320 W</u> · turn on <u>OK</u>	1. Vin=HIGH LINE 2. O/P=110V/60Hz TEST: <u>OK</u>	
2	INDUCTION MOTOR	<u>0.15 HP</u>	1. Vin=HIGH LINE 2. O/P=110V/60Hz TEST: <u>OK</u>	
3	SWITCHING POWER SUPPLY	WITH PFC: <u>EPP-500-48</u> , O/P= <u>399.83W</u>	1. Vin=HIGH LINE 2. O/P=110V/60Hz TEST: <u>OK</u>	
		NO PFC: <u>LRS-350-36</u> , O/P= <u>404.49 W</u>	1. Vin=HIGH LINE 2. O/P=110V/60Hz TEST: <u>OK</u>	

**COMPONENT WEAFORM TEST**

NO	TEST ITEM	SPECIFICATION	TEST CONDITION	RESULT
1	DC TO DC Power Transistor ( D to S) or (C to E) Peak Voltage	Q102 Rated : 100V /80 A	I/P: high line O/P:V(max)/Freq 60HZ VDS: O/P: (1)Full Load Turn On (2) Output Short (3)O.L.P(200%) Turn On (4) NO LOAD Turn On (5) Saving mode Ta:25°C	(1) 82.7V (2) 82.7V (3) 82.7V (4) 83.5V (5) 82.7V

2	DC TO DC Diode Peak Voltage	D 105 Rated : 600V/ 10A	I/P: high line O/P:V(max) /Freq 60HZ O/P: (1)Full Load Turn On (2) Output Short (3)O.L.P(200%) Turn On (4) NO LOAD Turn On (5) Saving mode Ta:25°C	(1)298V (2)298V (3)286V (4)298V (5)302V
3	DC BUS Capacitor Voltage	C118 Rated : 180uF/315V	I/P: high line O/P:V(max) /Freq 60HZ O/P: (1)Full Load Turn On (2) Output Short (3)O.L.P(200%) Turn On (4) NO LOAD Turn On (5) Saving mode Ta:25°C	C118 (1) 294V (2) 286V (3) 282V (4) 294V (5) 294V
4	DC TO AC Power Transistor ( D to S) or (C to E) Peak Voltage	Q 200 Rated : 600V /20 A	I/P: high line O/P:V(max) /Freq 60HZ VDS: O/P: (1)Full Load Turn On (2) Output Short (3)O.L.P(200%)Turn On (4) NO LOAD Turn On (5) Saving mode AUX PWM MOS Ta:25°C	(1) 302V (2) 338V (3) 310V (4) 306V (5) 306V
5	AUX PWM MOS	Q504 Rated : 18 A/ 200 V  Q105 Rated : 40 A/ 200 V	I/P: high line O/P:V(max) /Freq 60HZ O/P: (1)Full Load Turn On (2) Output Short (3)O.L.P(200%)Turn On (4) NO LOAD Turn On (5) Saving mode  Ta:25°C	Q504 (1)63.4 V (2) 63.4V (3) 63.4V (4) 63.4V (5) 63.4V  Q105 (1)84.8V (2) 84.8V (3) 84.8V (4) 84.8V (5) 84.0V
6	Control IC Voltage Test	MCU IC U303 Rated 2.4 V~ 3.6 V  AUX IC U501 Rated 8.2V~30V  CHARGE IC U101 Rated -0.3V~20V	I/P: high line O/P:V(max) /Freq 60HZ O/P: (1)Full Load Turn On (2) Output Short (3)O.L.P(200%) Turn On (4) NO LOAD Turn On (5) Saving mode  Ta:25°C	U303 (1) 3.33V (2) 3.37V (3) 3.33V (4) 3.33V (5) 3.33V  U501 (1) 11.6V

		Gate Driver IC U200 Rated -0.3V~20V		(2) 11.6V (3) 11.6V (4) 11.6V (5) 11.6V  U101 (1) 12.6V (2) 12.6V (3) 12.4V (4) 12.4V (5) 12.4V  U200 (1) 5.10V (2) 5.10V (3) 5.10V (4) 5.06V (5) 5.02V
--	--	--	--	--

## SAFETY & EMC TEST

### SAFETY TEST

NO	TEST ITEM	SPECIFICATION	TEST CONDITION	RESULT
1	WITHSTAND VOLTAGE	BAT I/P-ACO/P: 3 KVAC/min AC O/P-FG: 1.5 KVAC/min	BAT I/P-ACO/P 3.6 KVAC/min AC O/P-FG:1.8 KVAC/min Ta:25°C	BAT I/P-ACO/P: 1.936 mA AC O/P-FG: 6.2 mA NO DAMAGE
2	GROUNDING CONTINUITY	IEC62368 FG(PE) TO CHASSIS OR TRACE < 100 mΩ	40 A / 2min Ta:25°C	5mΩ

### E.M.C TEST

NO	TEST ITEM	SPECIFICATION	TEST CONDITION	RESULT
1	RADIATION	FCC CLASS A	I/P:24 VDC O/P: :FULL/50% LOAD Ta:25°C	CLASS A
2	E.S.D	EN61000-4-2  AIR : 15KV / Contact : 8KV	I/P: 24VDC O/P:FULL LOAD Ta:25°C	<input checked="" type="checkbox"/> CRITERIA A <input type="checkbox"/> CRITERIA B
3	Test by certified Lab & Test Report Prepare Any contradictions of the test results, please refer to the latest EMC test report			



**Reliability Test**

NO	TEST ITEM	SPECIFICATION	TEST CONDITION	RESULT																																																																																																																																
1	TEMPERATURE RISE TEST	MODEL : NTS-400P-124 1. ROOM AMBIENT BURN-IN : 2 HRS I/P : 25VDC O/P : FULL LOAD Ta= 26.7 °C 2. HIGH AMBIENT BURN-IN : 2 HRS I/P : 25VDC O/P : FULL LOAD Ta= 41.5 °C																																																																																																																																		
		<table border="1"> <thead> <tr> <th>NO</th> <th>Position</th> <th>ROOM AMBIENT Ta=26.7 °C</th> <th>HIGH AMBIENT Ta= 41.5 °C</th> </tr> </thead> <tbody> <tr><td>1</td><td>C100</td><td>44.1°C</td><td>51.9°C</td></tr> <tr><td>2</td><td>C101</td><td>48.7°C</td><td>55.6°C</td></tr> <tr><td>3</td><td>RT300</td><td>49.1°C</td><td>55.8°C</td></tr> <tr><td>4</td><td>Q103</td><td>52.8°C</td><td>59.3°C</td></tr> <tr><td>5</td><td>Q101</td><td>48.4°C</td><td>55.5°C</td></tr> <tr><td>6</td><td>T101</td><td>55.7°C</td><td>61.6°C</td></tr> <tr><td>7</td><td>C112</td><td>41.3°C</td><td>48.9°C</td></tr> <tr><td>8</td><td>L100</td><td>39.6°C</td><td>48.7°C</td></tr> <tr><td>9</td><td>D106</td><td>52.1°C</td><td>59.7°C</td></tr> <tr><td>10</td><td>D105</td><td>55.9°C</td><td>62.7°C</td></tr> <tr><td>11</td><td>C119</td><td>49.8°C</td><td>55.8°C</td></tr> <tr><td>12</td><td>Q200</td><td>68.9°C</td><td>75.8°C</td></tr> <tr><td>13</td><td>C114</td><td>48.9°C</td><td>54.8°C</td></tr> <tr><td>14</td><td>ZR200</td><td>52.7°C</td><td>58.1°C</td></tr> <tr><td>15</td><td>L201</td><td>62.2°C</td><td>67.1°C</td></tr> <tr><td>16</td><td>C219</td><td>50.4°C</td><td>56.8°C</td></tr> <tr><td>17</td><td>Q202</td><td>70.2°C</td><td>75.9°C</td></tr> <tr><td>18</td><td>L200</td><td>61.5°C</td><td>66.6°C</td></tr> <tr><td>19</td><td>TSW1</td><td>58.1°C</td><td>63.4°C</td></tr> <tr><td>20</td><td>C118</td><td>49.9°C</td><td>55.6°C</td></tr> <tr><td>21</td><td>U201</td><td>53.1°C</td><td>59.1°C</td></tr> <tr><td>22</td><td>U500</td><td>54.4°C</td><td>60.3°C</td></tr> <tr><td>23</td><td>T501</td><td>55.2°C</td><td>60.8°C</td></tr> <tr><td>24</td><td>Q504</td><td>58.3°C</td><td>64.0°C</td></tr> <tr><td>25</td><td>Q501</td><td>53.0°C</td><td>59.4°C</td></tr> <tr><td>26</td><td>U501</td><td>56.5°C</td><td>63.1°C</td></tr> <tr><td>27</td><td>U303</td><td>53.8°C</td><td>60.2°C</td></tr> <tr><td>28</td><td>U100</td><td>51.7°C</td><td>58.0°C</td></tr> <tr><td>29</td><td>Q105</td><td>42.5°C</td><td>50.1°C</td></tr> <tr><td>30</td><td>T100</td><td>49.2°C</td><td>54.9°C</td></tr> <tr><td>31</td><td>TB1</td><td>34.2°C</td><td>44.1°C</td></tr> </tbody> </table>	NO	Position	ROOM AMBIENT Ta=26.7 °C	HIGH AMBIENT Ta= 41.5 °C	1	C100	44.1°C	51.9°C	2	C101	48.7°C	55.6°C	3	RT300	49.1°C	55.8°C	4	Q103	52.8°C	59.3°C	5	Q101	48.4°C	55.5°C	6	T101	55.7°C	61.6°C	7	C112	41.3°C	48.9°C	8	L100	39.6°C	48.7°C	9	D106	52.1°C	59.7°C	10	D105	55.9°C	62.7°C	11	C119	49.8°C	55.8°C	12	Q200	68.9°C	75.8°C	13	C114	48.9°C	54.8°C	14	ZR200	52.7°C	58.1°C	15	L201	62.2°C	67.1°C	16	C219	50.4°C	56.8°C	17	Q202	70.2°C	75.9°C	18	L200	61.5°C	66.6°C	19	TSW1	58.1°C	63.4°C	20	C118	49.9°C	55.6°C	21	U201	53.1°C	59.1°C	22	U500	54.4°C	60.3°C	23	T501	55.2°C	60.8°C	24	Q504	58.3°C	64.0°C	25	Q501	53.0°C	59.4°C	26	U501	56.5°C	63.1°C	27	U303	53.8°C	60.2°C	28	U100	51.7°C	58.0°C	29	Q105	42.5°C	50.1°C	30	T100	49.2°C	54.9°C	31	TB1	34.2°C	44.1°C		
NO	Position	ROOM AMBIENT Ta=26.7 °C	HIGH AMBIENT Ta= 41.5 °C																																																																																																																																	
1	C100	44.1°C	51.9°C																																																																																																																																	
2	C101	48.7°C	55.6°C																																																																																																																																	
3	RT300	49.1°C	55.8°C																																																																																																																																	
4	Q103	52.8°C	59.3°C																																																																																																																																	
5	Q101	48.4°C	55.5°C																																																																																																																																	
6	T101	55.7°C	61.6°C																																																																																																																																	
7	C112	41.3°C	48.9°C																																																																																																																																	
8	L100	39.6°C	48.7°C																																																																																																																																	
9	D106	52.1°C	59.7°C																																																																																																																																	
10	D105	55.9°C	62.7°C																																																																																																																																	
11	C119	49.8°C	55.8°C																																																																																																																																	
12	Q200	68.9°C	75.8°C																																																																																																																																	
13	C114	48.9°C	54.8°C																																																																																																																																	
14	ZR200	52.7°C	58.1°C																																																																																																																																	
15	L201	62.2°C	67.1°C																																																																																																																																	
16	C219	50.4°C	56.8°C																																																																																																																																	
17	Q202	70.2°C	75.9°C																																																																																																																																	
18	L200	61.5°C	66.6°C																																																																																																																																	
19	TSW1	58.1°C	63.4°C																																																																																																																																	
20	C118	49.9°C	55.6°C																																																																																																																																	
21	U201	53.1°C	59.1°C																																																																																																																																	
22	U500	54.4°C	60.3°C																																																																																																																																	
23	T501	55.2°C	60.8°C																																																																																																																																	
24	Q504	58.3°C	64.0°C																																																																																																																																	
25	Q501	53.0°C	59.4°C																																																																																																																																	
26	U501	56.5°C	63.1°C																																																																																																																																	
27	U303	53.8°C	60.2°C																																																																																																																																	
28	U100	51.7°C	58.0°C																																																																																																																																	
29	Q105	42.5°C	50.1°C																																																																																																																																	
30	T100	49.2°C	54.9°C																																																																																																																																	
31	TB1	34.2°C	44.1°C																																																																																																																																	
2	LOW TEMPERATURE TURN ON TEST	TURN ON AFTER 2 HOUR	I/P : 25VDC O/P : 100%LOAD Ta= -25 °C	TEST : OK																																																																																																																																
3	HIGH HUMIDITY HIGH TEMPERATURE HIGH VOLTAGE TURN ON TEST	AFTER 12 HOURS IN CHAMBER ON CONTROL 40 °C NO DAMAGE	I/P : 32.5VDC O/P : FULL LOAD Ta= 40 °C HUMIDITY= 95 %R.H	TEST : OK																																																																																																																																

5	STORAGE TEMPERATURE TEST	1. Thermal shock Temperature : -45°C~ +90°C 2. Temperature change rate : 25°C / MIN 3. Dwell time low and high temperature : 30 MIN/EACH 4. Total test cycle : 5 CYCLE 5. Input/Output condition : STATIC	TEST : OK
7	THERMAL SHOCK TEST	1. Thermal shock Temperature : -25°C~ +45°C 2. Temperature change rate : 25°C / MIN 3. Dwell time low and high temperature : 30 MIN/EACH 4. Total test cycle : 10 CYCLE 5. Input/Output condition : 24VDC/Full Load	TEST : OK
8	VIBRATION TEST	1 Carton & 1 Set (1) Waveform : Sine Wave (2) Frequency : 10~500Hz (3) Sweep Time : 10min/sweep cycle (4) Acceleration : 4G (5) Test Time : 60min in each axis (X.Y.Z) (6) Ta : 25°C	TEST : OK
9	CAPACITOR LIFE CYCLE	SUPPOSE C101 IS THE MOST CRITICAL COMPONENT (1) I/P : 25VDC O/P : FULL LOAD Ta= 25 °C LIFE TIME (2) I/P : 25VDC O/P : FULL LOAD Ta= 40 °C LIFE TIME	(1) 781077.5HRS (2) 477488.4HRS
10	MTBF	Conducted by Parts Stress Analysis Prediction 836.2K hrs min. Telcordia SR-332 (Bellcore) ; 84.0K hrs min. MIL-HDBK-217F (25°C)	
11	Ongoing Reliability Test	I/P : 25VDC O/P : 80% LOAD TA=50°C Demonstration Mean Time Between Failure : 30,000 hours	

TEST RESULT	TESTER	REVIEW	APPROVAL
PASS	LIUTT		WANGDZ

2018.4.30 GP-A50-F010