



Test Report: NTU-1700-124

1700W High Reliable True Sine Wave With UPS DC-AC Power Inverter

- **DESIGN VERIFY TEST**

 - Output Function Test

 - Input Function Test

 - Protection Function Test

 - Control Function Test

 - APPLICATION Test

 - Component Stress Test

- **SAFETY & E.M.C. TEST**

 - Safety Test

 - E.M.C. Test

- **RELIABILITY TEST**

 - ENVIRONMENT TEST

DESIGN VERIFY TEST

OUTPUT FUNCTION TEST

NO	TEST ITEM	SPECIFICATION	TEST CONDITION	RESULT
1	RATED POWER	1500W	IP: 24VDC Ta:25°C	<u>1520.8</u> W
2	MAXIMUM OUTPUT POWER (TYP)	(1)1750W/180sec. (2)2250w/10sec (3)SURGE POWER 3000W FOR 30CYCLE Vin (30 ± 5 CYCLE)	IP: 25VDC OP:TESTING LOAD Ta:25°C	(1) <u>109.26</u> V / <u>15.80</u> A / <u>180.1</u> Sec (2) <u>108.98</u> V / <u>20.53</u> A / <u>10.64</u> Sec (3) <u>108.52</u> V / <u>27.88</u> A / <u>34</u> Cycle

CH3:O/P VAC CH4:O/P IAC

Fig1

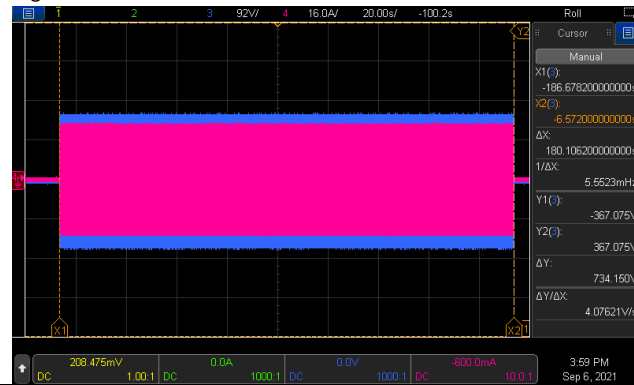


Fig2

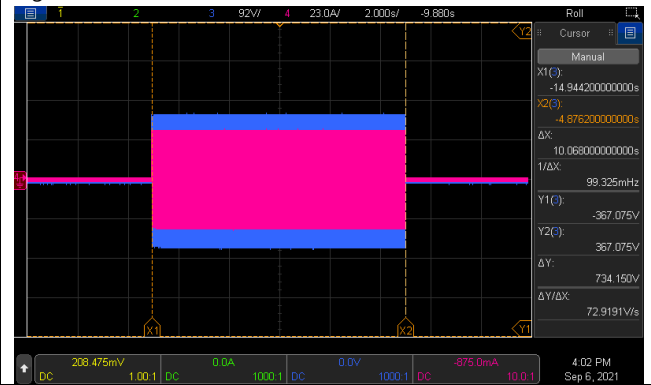
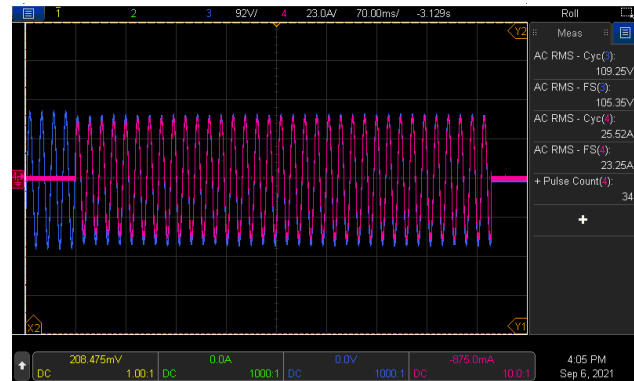


Fig3



3	AC Voltage	100 / 110 / 115 / 120Vac selectable by DIP S.W	IP: 24VDC OP: FULL LOAD Ta:25°C	DIP S.W 100VAC: <u>99.18</u> V DIP S.W 110VAC: <u>109.39</u> V DIP S.W 115VAC: <u>114.41</u> V DIP S.W 120VAC: <u>119.48</u> V
4	FREQUENCY	50/60Hz (±0.1HZ) selectable by DIP S.W	IP: 24VDC OP: FULL LOAD Ta:25°C	DIP S.W 50HZ: <u>50.041</u> HZ DIP S.W 60HZ: <u>59.958</u> HZ
5	WAVEFORM	True sine wave (THD<3%)	IP: 25VDC OP: 1350W (1) Vo(min) (2) Vo(nor) (3) Vo(max) Ta:25°C	(1) <u>1.81</u> % / Vo(min) (2) <u>1.61</u> % / Vo(nor) (3) <u>1.48</u> % / Vo(max)

CH3:O/P VAC CH4:O/P IAC

Fig1

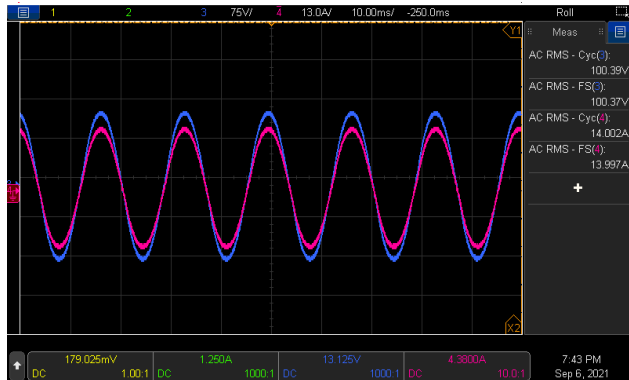


Fig2

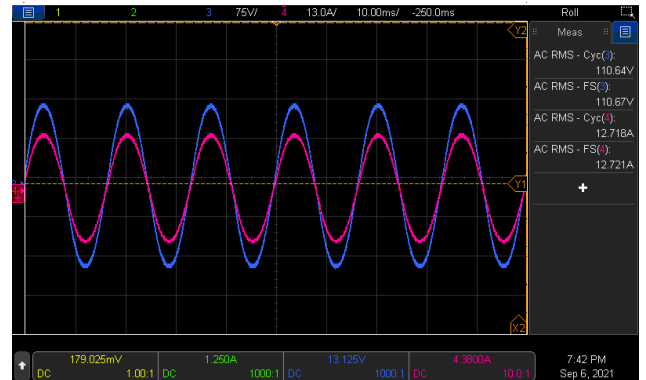
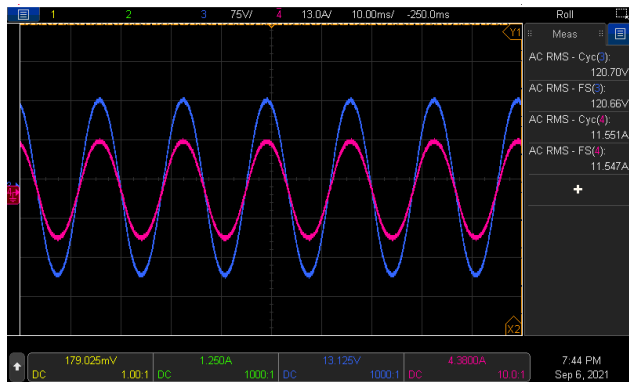


Fig3



6	AC REGULATION	±3%	IP: 25VDC OP: 1350W Ta:25°C	<u> -0.51 </u> %
7	Overshoot /Undershoot	<±10%	IP: 24VDC OP: (1) full load turn on (2) no load turn on (3) full /no load change Ta:25°C	(1) <u> -6.18 </u> % (2) <u> 2.24 </u> % (3) <u> -4.73 </u> %
8	O/P voltage DC offset	Vin(nor)= <u> 24 </u> V · Vo<200mV · no load : <u> 94.9 </u> mV / full load: <u> 93.9 </u> mV		

9	LED STATUS	<ul style="list-style-type: none"> • Status test 		
		LED	Status	RESULT
		Green ●	Inverter OK	OK
		Orange ●	Remote off	OK
		Orange ☀	Saving mode	OK
		Red ●	Inverter Fail	OK
		<ul style="list-style-type: none"> • Battery test 		
		LED	Battery RANGE	RESULT
		Green ●	25.0~31.0 Vdc±0.5v	25.135Vdc ~31.01Vdc
		Orange ●	22.0~25.0Vdc ±0.5v	22.154Vdc ~ 24.986Vdc
		Red ●	<22.0Vdc ±0.5v > 31.0vdc±0.5v	<22.094Vdc > 31.176Vdc
		<ul style="list-style-type: none"> • Load test 		
		LED	LOAD RANGE	RESULT
		Green ●	Min. load ~ 40%±5% LOAD	Min. load ~ 38.67%
		Orange ●	40%±5% ~ 80%±5% LOAD	41.58% ~78.87 %
		Red ●	≥ 80%±5% LOAD	≥ 81.2%
<ul style="list-style-type: none"> • AC Input 				
LED	LOAD RANGE	RESULT		
Green ●	Utility OK	OK		
Green ☀	Utility error	OK		
Colorless ○	Utility disconnected	OK		



INPUT FUNCTION TEST

NO	TEST ITEM	SPECIFICATION	TEST CONDITION	RESULT
1	VOLTAGE RANGE (TYP)	20VDC~33VDC	IP: TESTING OP:NO LOAD/FULL LOAD Ta:25°C	<u>20.14</u> VDC~ <u>33.02</u> VDC/NO LOAD <u>20.24</u> VDC~ <u>33.05</u> VDC/FULL LOAD
			I/P: LOW-LINE=21V HIGH-LINE=32.5V O/P:FULL/MIN LOAD (PLEASE CHECK DERATING CURVE) ON:30Sec/OFF:30Sec 10MIN (POWER ON/OFF NO DAMAGE) I/P: 24VDC O/P:FULL LOAD ON:30ec OFF:30ec 12Hr (POWER ON/OFF NO DAMAGE)	10MIN Test: <u>OK</u> 12Hr Test: <u>OK</u>
2	DC CURRENT (TYP)	75A	IP: 24VDC OP:FULL LOAD Ta:25°C	<u>70.88</u> A
3	Power Saving Mode	≤ 8W@standby saving mode ≤ 16W@NON-Saving Mode	IP: 24VDC OP:NO LOAD Ta:25°C	<u>5.64</u> W@standby saving mode <u>15.88</u> W@NON-Saving Mode
4	SAVING MODE TO NORMAL	Po≥25W	IP: 24VDC OP: TESTING LOAD Ta:25°C	≥ <u>17</u> W
5	NORMAL TO SAVING MODE	Po≤ 10W	IP: 24VDC OP: TESTING LOAD Ta:25°C	≤ <u>12.13</u> W
6	OFF MODE CURRENT DRAW (Typ.)	≤ 1mA	IP: 24VDC OP: Sw off Ta:25°C	<u>0.7325</u> mA
7	EFFICIENCY(TYP)	1350W /90%	IP:25VDC OP: Po=1350W 110V/60HZ Ta:25°C	<u>90.85</u> %



AC UPS MODE (Only for NTU)

NO	TEST ITEM	SPECIFICATION	TEST CONDITION	RESULT		
1	AC Taper Voltage Range	AC input high / low line limit:No Load				
		AC Voltage	limit	Voltage Range	RESULT	
		110V	High limit (To INV mode)		Vac >110V +16%±3%	<u>129.0</u> V
			Recovery to high (To AC mode)		Vac <110V+13%±3%	<u>123.3</u> V
			Low limit (To INV mode)		Vac <110V-16%±3%	<u>93.5</u> V
			Recovery to low (To AC mode)		Vac >110V-13%±3%	<u>96.1</u> V
		100V	High limit (To INV mode)		Vac >100V+16%±3%	<u>117.1</u> V
			Recovery to high (To AC mode)		Vac <100V+13%±3%	<u>110.6</u> V
			Low limit (To INV mode)		Vac <100V-16%±3%	<u>85.5</u> V
			Recovery to low (To AC mode)		Vac >100V-13%±3%	<u>87.2</u> V
		115V	High limit (To INV mode)		Vac >115V+16%±3%	<u>134.0</u> V
			Recovery to high (To AC mode)		Vac <115V+13%±3%	<u>127.7</u> V
			Low limit (To INV mode)		Vac <115V-16%±3%	<u>98.3</u> V
			Recovery to low (To AC mode)		Vac >115V-13%±3%	<u>101.0</u> V
		120V	High limit (To INV mode)		Vac >120V+16%±3%	<u>140.0</u> V
			Recovery to high (To AC mode)		Vac <120V+13%±3%	<u>133.4</u> V
			Low limit (To INV mode)		Vac <120V-16%±3%	<u>102.0</u> V
			Recovery to low (To AC mode)		Vac >120V-13%±3%	<u>105.1</u> V
		2	FREQUENCY RANGE	45 ~ 65Hz	IP:24VDC OP: FULL LOAD Ta:25°C	TEST: <u>OK</u>
		3	TRANSFER TIME (TYP)	t<10ms±3ms inverter→by pass	IP: 24VDC OP: (1) no load (2) full load Ta:25°C	(1) no load a. INTER→BY PASS <u>5.3</u> ms b. BY PASS-INVERTER <u>10.5</u> ms (2) full load c. INTER→BY PASS <u>5.6</u> ms d. BY PASS-INVERTER <u>9</u> ms

PROTECTION TEST

NO	TEST ITEM	SPECIFICATION	TEST CONDITION	RESULT
1	BAT LOW ALARM	22V±0.5VDC	IP: TESTING OP:FULL LOAD SW:ON Ta:25°C	<u>22.095</u> V
2	BAT LOW SHUT DOWN	20V±0.5VDC	IP: TESTING OP: FULL LOAD SW:ON Ta:25°C	<u>20.10</u> V



3	BAT LOW RESTART	25V±0.5VDC	IP: TESTING OP: FULL LOAD SW:ON Ta:25°C	<u>25.14</u> V
4	BAT HIGH ALARM	31V±0.5VDC	IP: TESTING OP:FULL LOAD SW:ON Ta:25°C	<u>31.157</u> V
5	BAT HIGH SHUT DOWN	33V±0.5VDC	IP: TESTING OP: FULL LOAD SW:ON Ta:25°C	<u>33.15</u> V
6	BAT HIGH RESTART	30V±0.5VDC	IP: TESTING OP: FULL LOAD SW:ON Ta:25°C	<u>30.13</u> V
7	BAT. POLARITY	By internal fuse open	IP: BAT +/- OP: FULL LOAD Ta:25°C	TEST: <u>OK</u>
8	OVER TEMPERATURE	Shut down o/p voltage: re-power on to recover	IP: HI LINE/LOW-LINE OP: FULL LOAD SW:ON Ta:25°C	Shut down o/p voltage, re-power on to recover
9	OUTPUT SHORT	Shut down o/p voltage: re-power on	IP: 24VDC O/P: FULL LOAD SW:ON Ta:25°C	Shut down o/p voltage, re-power on to recover LED DISPLAY: <u>OK</u>
10	OVER LOAD (typ.)	105%~115%LOAD 180sec 115%~150%LOAD 10 sec Shut down o/p voltage, re-power on to recover	IP: 24VDC OP: TESTING SW:ON Ta:25°C	(1). <u>105.73 % ~ 115 %</u> <u>180.1</u> sec (2). <u>115.67 % ~ 149.67%</u> <u>10.64</u> sec Shut down o/p voltage, re-power on to recover

CONTROL FUNCTION TEST

NO	TEST ITEM	SPECIFICATION	TEST CONDITION	RESULT
1	REMOTE CONTROL	(1).Power ON-OFF remote control by front panel dry contact connector (by RELAY) Open : Normal work Short : Remote off (2).IRC3	IP: 24VDC OP: FULL LOAD Ta:25°C	(1).Open : <u>Normal work</u> Short : <u>Remote off</u> (1).TEST: Vo= <u>5.2 mV</u> , Pin= <u>5.9</u> W (2).TEST: <u>OK</u>

APPLICATION TEST

NO	TEST ITEM	SPECIFICATION	TEST CONDITION	RESULT
1	LAMP	LAMP: <u>810</u> W · turn on <u>OK</u> LAMP: <u>1210</u> W · turn on <u>OK</u> LAMP: <u>1588</u> W · turn on <u>OK</u>	1. Vin=HIGH LINE 2. 110V/60Hz	TEST: <u>OK</u>



2	INDUCTION MOTOR	0.22 HP	1. Vin=HIGH LINE 2. 110V/60Hz	TEST: <u>OK</u>
3	SWITCHING POWER SUPPLY	WITH PFC: <u>RSP-1600-48</u> O/P= <u>1265</u> W	1. Vin=HIGH LINE 2. 110V/60Hz	TEST: <u>OK</u>
		NO PFC: <u>SE-1000-48</u> O/P= <u>1161</u> W	1. Vin=HIGH LINE 2. 110V/60Hz	TEST: <u>OK</u>

COMPONENT WEAFORM TEST

NO	TEST ITEM	SPECIFICATION	TEST CONDITION	RESULT
1	DC TO DC Power Transistor (D to S) or (C to E) Peak Voltage	Q101/Q114 Rated : 100 V / 120 A	I/P: high line O/P:V(max)/Freq 60HZ VDS: O/P: (1)Full Load Turn On (2) Output Short (3)O.L.P(3000W) Turn On (4) NO LOAD Turn On (5) Saving mode (6) bat=OVP full load (7) bat=UVP full load Ta:25°C	Q101 Q114 (1) 86.2V (1) 80.6V (2) 86.2V (2) 80.6V (3) 87.0V (3) 80.6V (4) 86.2V (4) 81.4V (5) 85.4V (5) 80.6V (6) 86.2V (6) 80.6V (7) 64.5V (7) 62.1V
2	DC TO DC Diode Peak Voltage	D 151 Rated : 400V/20A	I/P: high line O/P:V(max) /Freq 60HZ O/P: (1)Full Load Turn On (2) Output Short (3)O.L.P(3000W) Turn On (4) NO LOAD Turn On (5) Saving mode (6) bat=OVP full load (7) bat=UVP full load Ta:25°C	(1) 279V (2) 315V (3) 279V (4) 285V (5) 285V (6) 279V (7) 275V
3	DC BUS Capacitor Voltage	C161 Rated : 1000u/ 315V	I/P: high line O/P:V(max) /Freq 60HZ O/P: (1)Full Load Turn On (2) Output Short (3)O.L.P(3000W) Turn On (4) NO LOAD Turn On (5) Saving mode (6) bat=OVP full load (7) bat=UVP full load Ta:25°C	C161 (1) 272V (2) 272V (3) 272V (4) 272V (5) 272V (6) 272V (7) 270V



4	DC TO AC Power Transistor (D to S) or (C to E) Peak Voltage	Q 1 Rated : 650 V/ 75 A	I/P: high line O/P:V(max)/Freq 60HZ VDS: O/P: (1)Full Load Turn On (2) Output Short (3)O.L.P(3000W) Turn On (4) NO LOAD Turn On (5) Saving mode (6) bat=OVP full load (7) bat=UVP full load Ta:25°C	(1) 297V (2) 368V (3) 301V (4) 283V (5) 283V (6) 295V (7) 297V
5	AUX PWM MOS	Q201 Rated : 65 A/ 200V Q501 Rated : 65 A/ 200V	I/P: high line O/P:V(max) /Freq 60HZ O/P: (1)Full Load Turn On (2) Output Short (3)O.L.P(3000W) Turn On (4) NO LOAD Turn On (5) Saving mode (6) bat=OVP full load (7) bat=UVP full load Ta:25°C	Q201 (1) 106.7V (2) 106.7V (3) 105.9V (4) 105.9V (5) 106.7V (6) 106.7V (7) 87.4V Q501 (1) 123.8V (2) 120.6V (3) 117.4V (4) 120.6V (5) 117.4V (6) 118.2V (7) 95.7V
6	Control IC Voltage Test	MCU IC U301 Rated 2.0 V~ 3.6 V AUX IC U201 Rated 8.2V~36V CHARGE IC U501 Rated -0.3V~20V Gate Driver IC U81 Rated 8.2V~36V	I/P: high line O/P:V(max) /Freq 60HZ O/P: (1)Full Load Turn On (2) Output Short (3)O.L.P(3000W) Turn On (4) NO LOAD Turn On (5) Saving mode (6) bat=OVP full load (7) bat=UVP full load Ta:25°C	U301 (1) 3.293V (2) 3.294V (3) 3.293V (4) 3.293V (5) 3.295V (6) 3.294V (7) 3.297V U501 (1) 12.86V (2) 12.94V (3) 12.86V (4) 12.86V (5) 12.86V (6) 12.86V (7) 12.78V U201 (1) 12.14V (2) 12.14V (3) 12.14V (4) 12.14V (5) 12.14V (6) 12.14V (7) 12.06V U81 (1) 5.02V (2) 5.02V (3) 5.02V (4) 5.02V (5) 5.02V (6) 5.02V (7) 5.02V

SAFETY & EMC TEST

SAFETY TEST

NO	TEST ITEM	SPECIFICATION	TEST CONDITION	RESULT
1	WITHSTAND VOLTAGE	BAT I/P-AC O/P: 3 KVAC/min BAT I/P-AC I/P: 3 KVAC/min AC O/P-FG: 1.5 KVAC/min	BAT I/P-AC O/P 3.6 KVAC/min BAT I/P-AC I/P: 3.6 KVAC/min AC O/P-FG:1.8 KVAC/min Ta:25°C	BAT I/P-AC O/P: 8.23 mA BAT I/P-AC I/P: 8.08 mA AC O/P-FG: 5.39 mA NO DAMAGE



		<table border="1"> <thead> <tr> <th>NO</th> <th>Position</th> <th>ROOM AMBIENT Ta=25.5°C</th> <th>HIGH AMBIENT Ta=36.5°C</th> </tr> </thead> <tbody> <tr><td>14</td><td>Q101</td><td>54.2°C</td><td>64.0°C</td></tr> <tr><td>15</td><td>U132</td><td>53.0°C</td><td>64.9°C</td></tr> <tr><td>16</td><td>U301</td><td>43.4°C</td><td>54.1°C</td></tr> <tr><td>17</td><td>U361</td><td>42.7°C</td><td>54.6°C</td></tr> <tr><td>18</td><td>Q201</td><td>63.4°C</td><td>76.4°C</td></tr> <tr><td>19</td><td>T202</td><td>56.5°C</td><td>67.8°C</td></tr> <tr><td>20</td><td>R223</td><td>62.3°C</td><td>74.2°C</td></tr> <tr><td>21</td><td>T201</td><td>47.8°C</td><td>59.5°C</td></tr> <tr><td>22</td><td>D261</td><td>54.5°C</td><td>66.1°C</td></tr> <tr><td>23</td><td>TSW3</td><td>61.5°C</td><td>74.2°C</td></tr> <tr><td>24</td><td>Q4</td><td>86.2°C</td><td>86.2°C</td></tr> <tr><td>25</td><td>C161</td><td>47.2°C</td><td>57.8°C</td></tr> <tr><td>26</td><td>ZNR1</td><td>30.4°C</td><td>42.4°C</td></tr> <tr><td>27</td><td>C1</td><td>38.7°C</td><td>49.8°C</td></tr> <tr><td>28</td><td>LF1</td><td>62.9°C</td><td>72.2°C</td></tr> <tr><td>29</td><td>C9</td><td>40.2°C</td><td>51.9°C</td></tr> <tr><td>30</td><td>RY2</td><td>38.0°C</td><td>50.3°C</td></tr> <tr><td>31</td><td>D154</td><td>54.7°C</td><td>65.3°C</td></tr> <tr><td>32</td><td>D156</td><td>57.8°C</td><td>69.2°C</td></tr> <tr><td>33</td><td>CC54</td><td>32.8°C</td><td>44.8°C</td></tr> <tr><td>34</td><td>TSW2</td><td>49.8°C</td><td>60.5°C</td></tr> <tr><td>35</td><td>L11</td><td>51.0°C</td><td>61.5°C</td></tr> <tr><td>36</td><td>C50</td><td>28.7°C</td><td>41.9°C</td></tr> <tr><td>37</td><td>LF2</td><td>28.3°C</td><td>41.5°C</td></tr> <tr><td>38</td><td>Q1</td><td>101.4°C</td><td>83.3°C</td></tr> <tr><td>39</td><td>R25</td><td>33.4°C</td><td>62.4°C</td></tr> <tr><td>40</td><td>U81</td><td>39.6°C</td><td>50.1°C</td></tr> <tr><td>41</td><td>R131</td><td>66.9°C</td><td>64.9°C</td></tr> <tr><td>42</td><td>U501</td><td>45.6°C</td><td>56.3°C</td></tr> <tr><td>43</td><td>U201</td><td>58.5°C</td><td>71.5°C</td></tr> <tr><td>44</td><td>R213</td><td>65.1°C</td><td>76.7°C</td></tr> <tr><td>45</td><td>R14</td><td>78.9°C</td><td>74.3°C</td></tr> <tr><td>46</td><td>RTH6</td><td>52.1°C</td><td>62.7°C</td></tr> <tr><td>47</td><td>Q108</td><td>52.1°C</td><td>61.9°C</td></tr> </tbody> </table>		NO	Position	ROOM AMBIENT Ta=25.5°C	HIGH AMBIENT Ta=36.5°C	14	Q101	54.2°C	64.0°C	15	U132	53.0°C	64.9°C	16	U301	43.4°C	54.1°C	17	U361	42.7°C	54.6°C	18	Q201	63.4°C	76.4°C	19	T202	56.5°C	67.8°C	20	R223	62.3°C	74.2°C	21	T201	47.8°C	59.5°C	22	D261	54.5°C	66.1°C	23	TSW3	61.5°C	74.2°C	24	Q4	86.2°C	86.2°C	25	C161	47.2°C	57.8°C	26	ZNR1	30.4°C	42.4°C	27	C1	38.7°C	49.8°C	28	LF1	62.9°C	72.2°C	29	C9	40.2°C	51.9°C	30	RY2	38.0°C	50.3°C	31	D154	54.7°C	65.3°C	32	D156	57.8°C	69.2°C	33	CC54	32.8°C	44.8°C	34	TSW2	49.8°C	60.5°C	35	L11	51.0°C	61.5°C	36	C50	28.7°C	41.9°C	37	LF2	28.3°C	41.5°C	38	Q1	101.4°C	83.3°C	39	R25	33.4°C	62.4°C	40	U81	39.6°C	50.1°C	41	R131	66.9°C	64.9°C	42	U501	45.6°C	56.3°C	43	U201	58.5°C	71.5°C	44	R213	65.1°C	76.7°C	45	R14	78.9°C	74.3°C	46	RTH6	52.1°C	62.7°C	47	Q108	52.1°C	61.9°C
NO	Position	ROOM AMBIENT Ta=25.5°C	HIGH AMBIENT Ta=36.5°C																																																																																																																																												
14	Q101	54.2°C	64.0°C																																																																																																																																												
15	U132	53.0°C	64.9°C																																																																																																																																												
16	U301	43.4°C	54.1°C																																																																																																																																												
17	U361	42.7°C	54.6°C																																																																																																																																												
18	Q201	63.4°C	76.4°C																																																																																																																																												
19	T202	56.5°C	67.8°C																																																																																																																																												
20	R223	62.3°C	74.2°C																																																																																																																																												
21	T201	47.8°C	59.5°C																																																																																																																																												
22	D261	54.5°C	66.1°C																																																																																																																																												
23	TSW3	61.5°C	74.2°C																																																																																																																																												
24	Q4	86.2°C	86.2°C																																																																																																																																												
25	C161	47.2°C	57.8°C																																																																																																																																												
26	ZNR1	30.4°C	42.4°C																																																																																																																																												
27	C1	38.7°C	49.8°C																																																																																																																																												
28	LF1	62.9°C	72.2°C																																																																																																																																												
29	C9	40.2°C	51.9°C																																																																																																																																												
30	RY2	38.0°C	50.3°C																																																																																																																																												
31	D154	54.7°C	65.3°C																																																																																																																																												
32	D156	57.8°C	69.2°C																																																																																																																																												
33	CC54	32.8°C	44.8°C																																																																																																																																												
34	TSW2	49.8°C	60.5°C																																																																																																																																												
35	L11	51.0°C	61.5°C																																																																																																																																												
36	C50	28.7°C	41.9°C																																																																																																																																												
37	LF2	28.3°C	41.5°C																																																																																																																																												
38	Q1	101.4°C	83.3°C																																																																																																																																												
39	R25	33.4°C	62.4°C																																																																																																																																												
40	U81	39.6°C	50.1°C																																																																																																																																												
41	R131	66.9°C	64.9°C																																																																																																																																												
42	U501	45.6°C	56.3°C																																																																																																																																												
43	U201	58.5°C	71.5°C																																																																																																																																												
44	R213	65.1°C	76.7°C																																																																																																																																												
45	R14	78.9°C	74.3°C																																																																																																																																												
46	RTH6	52.1°C	62.7°C																																																																																																																																												
47	Q108	52.1°C	61.9°C																																																																																																																																												
2	LOW TEMPERATURE TURN ON TEST	TURN ON AFTER 2 HOUR	I/P : 25VDC O/P : 100%LOAD Ta= -30 °C	TEST : OK																																																																																																																																											
3	HIGH HUMIDITY HIGH TEMPERATURE HIGH VOLTAGE TURN ON TEST	AFTER 12 HOURS IN CHAMBER ON CONTROL 35 °C NO DAMAGE	I/P : 32.5VDC O/P : FULL LOAD Ta= 35.3 °C HUMIDITY= 95 %R.H	TEST : OK																																																																																																																																											



4	STORAGE TEMPERATURE TEST	1. Thermal shock Temperature : -45°C~ +90°C 2. Temperature change rate : 25°C / MIN 3. Dwell time low and high temperature : 30 MIN/EACH 4. Total test cycle : 5 CYCLE 5. Input/Output condition : STATIC	TEST : OK
5	THERMAL SHOCK TEST	1. Thermal shock Temperature : -30°C~ +40°C 2. Temperature change rate : 25°C / MIN 3. Dwell time low and high temperature : 30 MIN/EACH 4. Total test cycle : 16 CYCLE 5. Input/Output condition : 15cycle:24V/ FULL LOAD AC ON 3sec/AC OFF 1sec TEST 1cycle:24V/ FULL LOAD Burn In Test	TEST : OK
6	VIBRATION TEST	1 Carton & 1 Set (1) Waveform : Sine Wave (2) Frequency : 10~500Hz (3) Sweep Time : 10min/sweep cycle (4) Acceleration : 4G (5) Test Time : 60min in each axis (X.Y.Z) (6) Ta : 25°C	TEST : OK
7	CAPACITOR LIFE CYCLE	SUPPOSE C107 IS THE MOST CRITICAL COMPONENT (1) I/P : 25VDC O/P : FULL LOAD Ta= 25 °C LIFE TIME (2) I/P : 25VDC O/P : FULL LOAD Ta= 35 °C LIFE TIME	(1) 460961.4HRS (2) 261107.9HRS
8	MTBF	Conducted by Parts Stress Analysis Prediction 421.9K hrs min. Telcordia TR/SR-332 (Bellcore) ; 45.3K hrs min. MIL-HDBK-217F (25°C)	
9	Ongoing Reliability Test	I/P : 25VDC O/P : 80% LOAD TA=50°C Demonstration Mean Time Between Failure : 30,000 hours	

TEST RESULT	TESTER	REVIEW	APPROVAL
PASS	Liutt		Wangdz

2020.10.1 TAG-QA-009